

EXPONENTIAL™ DISCIPLE-MAKING AND CHURCH PLANTING

PRACTITIONER MANUAL



GLOBAL RESERVE

Emanuel Prinz



Bethany
MULTIPLY

Exponential Disciple-Making and Church Planting Practitioner Manual

We invite you to use this resource along with its companion Trainer’s Guide. These works are made available under the following Creative Commons license that lets you reuse the works, including commercially, with attribution provided to us at Bethany International. However, they cannot be shared with others in adapted or modified form.



Licensure

This work is licensed under a Creative Commons Attribution-NoDerivatives 4.0 International License. Although ‘No Derivatives’ includes no translation, we actually do encourage translation, with the following stipulations:

1. The meaning of the content is not modified.
2. We are notified via info@exponential-training.com
3. The user is required to use this same license in sharing all translated resources.
4. The user provides to us a copy of the translation in digital form to the above email.

We also highly recommend that the companion **Trainer’s Guide** for this work also be translated at the same time as this Trainer’s Guide.

Translations for both the Practitioner’s Manual and Trainer’s Guide have either been completed or are underway in the following languages:

Spanish	Portuguese	Chinese	Swahili	Arabic
Amharic	Hindi	Nepali	French	English

Trainer of Trainers: To be strategically effective in using this resource, we highly urge you and your team to take a short 4-session, online Training of Trainers to become a certified EXPONENTIAL Master Trainer using this resource and its Trainer’s Guide. Please inquire at: info@exponential-training.com

Editions:

- Second Edition © 2022, Bethany International & Emanuel Prinz
- First Edition © 2019, Bethany International & Emanuel Prinz

Scripture quotations are taken from:

- The Holy Bible, New International Version, NIV® Copyright © 1973,1978,1984,2011 by Biblica Inc. All rights reserved worldwide
- The Holy Bible, English Standard Version. ESV® Text Edition: 2016. Copyright © 2001 by Crossway Bibles, a publishing ministry of Good News Publishers.
- The Holy Bible, King James Version

CONTENTS

Intro	Page 7
1- Cultivating Hunger for God Part I	Page 11
2- Building Expectant Faith	Page 17
3- Fervent Intercession	Page 23
4- Growing in Boldness	Page 27
5- Living a Radiant Spirituality	Page 33
6- Cultivating Hunger for God Part II	Page 43
7- Expressing Tangible Love	Page 49
8- Crafting Shema Statements (How to Kick off Gospel Conversations)	Page 57
9- Finding a Person of Peace	Page 65
10- How to Lead a Discovery Group (DG)	Page 69
11- Cultivating Hunger for God Part III	Page 75
12- Discovery Groups for Oral Learners	Page 79
13- Reproducible Disciple-Making	Page 85
14- Empowering New Disciples	Page 95
15- Will-Do Summary Session - From Hearer of the Word of God to Doer	Page 101
Appendix - DBS Story Sets from Scripture	Page 104

DEFINITIONS

CATALYST

A catalyst is a particular kind of missionary/Christian leader who is gifted to lead others to start a movement to Christ among unreached, unengaged, or frontier people groups. A catalyst is sometimes also called an apostle or a pioneer leader.

EXPONENTIAL

The word 'exponential' refers to rapid growth based on multiplication.

1 disciple makes 1 other disciple.

These 2 disciples make 2 other disciples.

These 4 disciples make 4 more disciples.

These 8 make 8 more disciples.

These 16 make 16 more disciples.

These 32... and so forth.

The same for churches:

1 church plants 1 other church.

These 2 churches plant 2 other churches... and so forth.

MOVEMENT

In the context of missions, a 'Movement' is a rapidly growing network of more than 100 self-multiplying churches, in multiple streams, with some churches that have reproduced to the 4th generation.

UNREACHED PEOPLE GROUP (UPG)

An unreached or least-reached people is a people group among which there is no indigenous community of believing Christians with adequate numbers and resources to evangelize this people group without outside assistance.

(The terms "unreached" and "least-reached" mean the same thing)

UNENGAGED PEOPLE GROUP (UUPG)

An unengaged unreached people group has no known active church planting underway. According to the IMB Global Research Office: "A people group is engaged when a church planting strategy, consistent with evangelical faith and practice, is under implementation.

In this respect, a people group is not engaged when it has been merely adopted, is the object of focused prayer, or is part of an advocacy strategy." At least four essential elements constitute effective engagement:

- -apostolic effort in residence;
- -a commitment to work in the local language and culture;
- -a commitment to long-term ministry;
- -sowing in a manner consistent with the goal of seeing a Disciple-Making Movement (DMM) emerge

All unengaged unreached people groups (UUPGs) are by definition unreached people groups (UPGs). All unreached people groups (UPGs) are not necessarily unengaged; many are engaged. Put another way, all UUPGs are a subset of UPGs.

FRONTIER PEOPLE GROUP (FPG)

People groups with estimated Christian disciples numbering less than or equal to 0.1% and without clear evidence of a sufficient gospel movement adequate to impact the whole group.

Frontier people groups do not have a reported indigenous, self-sustaining church planting movement (CPM) occurring in their midst capable of reaching the whole group.

For more detailed definitions, go to <https://joshuaproject.net/help/definitions>

INTRODUCTION TO THE EXPONENTIAL TRAINING

Welcome to the EXPONENTIAL Disciple-Making Training!

Welcome to Movements!

Movements are a new thing that God is doing all around the world. Movements are where rapid EXPONENTIAL growth happens, with more than 1000 disciples and more than 100 churches among one people group. Where disciples make disciples, and churches plant churches, leading to EXPONENTIAL growth.

What makes the EXPONENTIAL training unique?

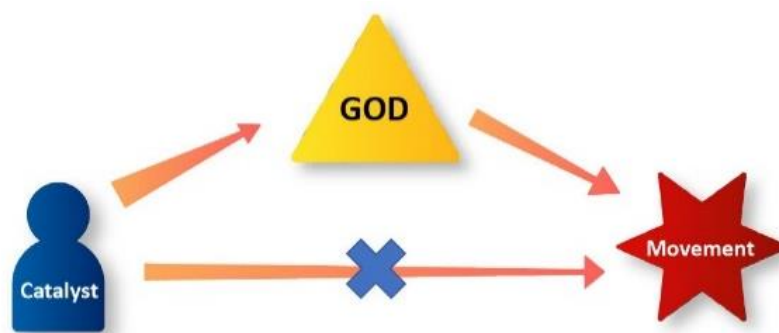
- The content of this EXPONENTIAL Disciple-Making Seminar has come from studying movements and movement catalysts.
- You will have the opportunity to learn from these people, “the best” in the world!
- This seminar will train you in the qualities and competencies that characterize effective movement catalysts.
- You will grow in both personal spiritual qualities and ministry competencies.
- Your spiritual growth is the main focus of the training.

WHAT is the EXPONENTIAL Seminar about?

Above all, this seminar is about you seeking God FIRST in your life.

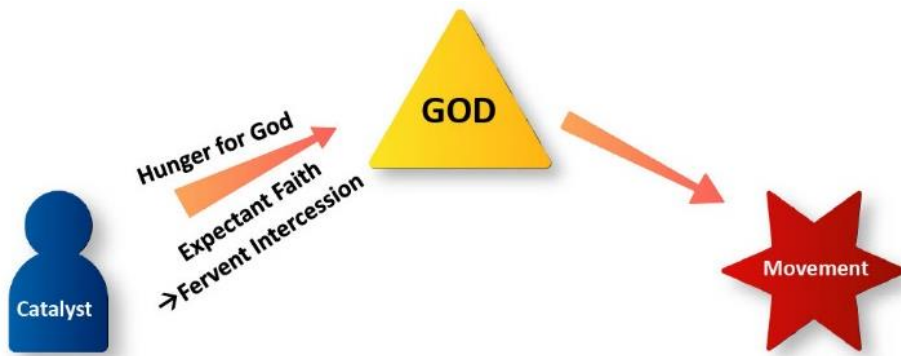
We assume you are here because you want to learn how to make many disciples of Jesus, or in other words, start a movement. This is wonderful!

However, our chief pursuit in life is not ministry success; it is knowing and loving God. So the chief goal of this seminar is for you to cultivate your hunger for God. Seeking God for God’s sake, and not for the sake of fruit, because that would make seeking God a means to an end. It would be using him for what you hope to get from him, which would make ministry an idol.



1. SEEKING GOD FIRST

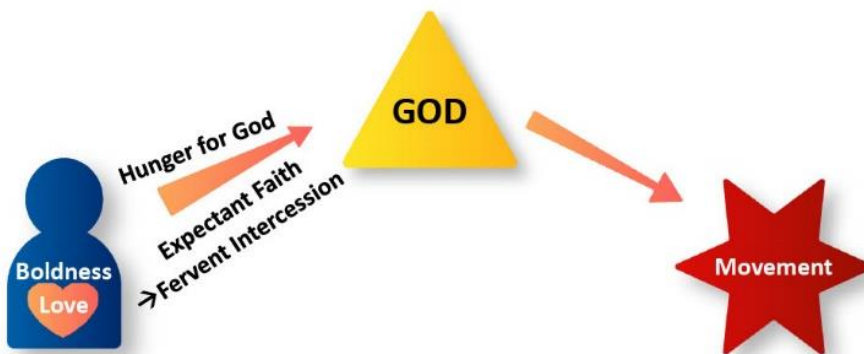
In this seminar we emphasize **seeking God first**. We challenge you to cultivate your **hunger for God**. We show you ways to build **expectant faith**. And we will engage in **fervent intercession**, fueled by expectant faith.



2. GROWING AS A PERSON

Second, we will focus on your growth as a person. You cannot make movements happen yourself. This is not within your reach. What you CAN work on is your own growth.

In this seminar you can grow in boldness and take it to a whole new level. You can also grow in love for others and learn how to express your love in tangible ways.

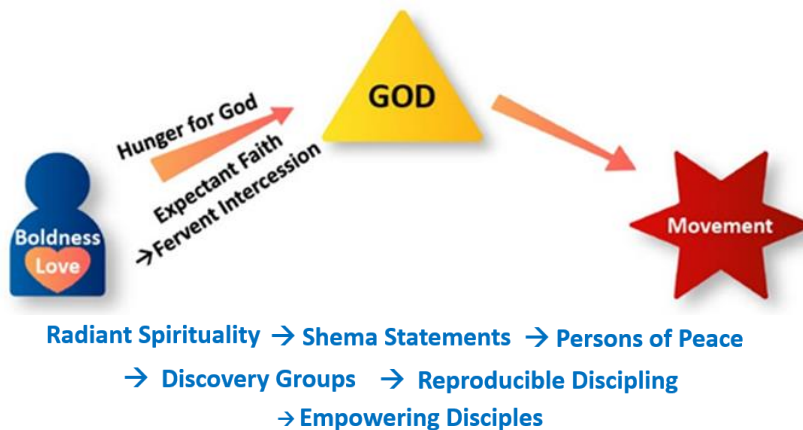


3. LEARNING THE RIGHT METHOD

After seeking God, and after your personal growth, we will introduce you to the key elements of a ministry method that will equip you to start a movement.

These key building blocks include:

- living a Radiant Spirituality →
- crafting and using the kind of conversation starters that will enable you to kick off Gospel conversations with anyone, anywhere, at any time. We call these Shema Statements →
- finding Persons of Peace →
- starting Discovery Groups →
- learning how to make your discipling reproducible →
- and finally, empowering your disciples



What are you going to take away from this seminar?

That depends entirely on you!

IF you are here with a hungry and obedient heart that says: Father, WHATEVER you say to me in this seminar, I will OBEY, and I will obey IMMEDIATELY.

If you are ready to obey radically, then by the end of this seminar you will have:

- Cultivated deeper hunger for God
- Built expectant faith
- Developed a ministry method that takes you from growth-by-addition to growth-by-multiplication, or in other words EXPONENTIAL growth, multiplying more and more rapidly.
- Taken the first steps on a path to starting a movement where you make disciples who also make disciples, and where you plant churches that also plant churches, so that EXPONENTIAL growth takes place, and you see a movement!

It all depends on your readiness to obey.

CULTIVATING HUNGER FOR GOD

PART I

Session 1

INTRODUCING THE DISCOVERY BIBLE STUDY APPROACH

Discovery Bible Study (DBS) stands for:

- The **Bible**: All we do in this training is based on the Bible. And all we want to do in our ministries we want to base on the Bible.
- **Study**: We gather to study the Bible together in small Discovery Groups (DGs).
- **Discovery**: We discover truth in the Bible, looking first for the main point of the passage. Simple questions are asked, and we find answers to them as we read and re-read the passage, listening to what God is saying in this Scripture. Then we share our discoveries with the others in our Discovery Groups.

DBS consists of a 4-step approach to studying the Bible.

Step 1: Read the Bible passage.

The Biblical text

Step 2: Say or write the Scripture in your own words.

Re-tell or rewrite the verses in your own words. You can stay close to the original text, or you can come up with a dynamic and amplified version, whatever suits you best.

Step 3: Discover truth in the Scriptures by asking questions.

This is Biblical hermeneutics summed up in 2 questions of biblical interpretation:

- A) What does God do/say and what do we learn about him through this?
- B) What do we learn about people?

Step 4: Obey what God speaks to you from the Scripture passage and share it with others.

- C) This is specifically how I will obey what God has spoken to me.

THE RESPONSIBILITIES OF A DBS FACILITATOR

1. Facilitating an engaging discussion
2. Moving the group through the 4 Steps, from re-reading or re-writing the text (Step 2), to the Discovery Questions (Step 3) to sharing their step of Obedience (Step 4), keeping the available time in mind.

It is very important that the Facilitator reserves enough time to lead the **most important STEP 4** where each one shares what specific step of obedience to the Lord that they are committing to do.
3. Jotting down a summary of the group's findings
4. Reporting the findings of the group back to the wider group

The Facilitator may do all of these responsibilities him/herself or prefer to assign others in the group do #3 and #4.

DISCOVERY BIBLE STUDY

<p>STEP 1</p> <p><i>Read Scripture</i></p> <p><i>Psalm 63: 1-3</i></p>	<p>¹You, God, are my God, earnestly I seek you; I thirst for you, my whole being longs for you, in a dry and parched land where there is no water. ²I have seen you in the sanctuary and beheld your power and your glory. ³Because your love is better than life, my lips will glorify you.</p>
<p>STEP 2</p> <p><i>Say or write the Scripture in your own words</i></p>	
<p>STEP 3</p> <p><i>Discovery Questions</i></p> <p>A) <i>What does God/Jesus do, and what do we learn about him through this?</i></p> <p>B) <i>What do we learn about people?</i></p>	
<p>STEP 4</p> <p><i>Obedience Steps</i></p> <p>C) <i>Specifically, how will I obey what God has spoken to me?</i></p> <p>D) <i>Who will I share this with this week?</i></p>	

CULTIVATING HUNGER FOR GOD: DEFINITION

Effective movement catalysts are hungry for depth with God, they yearn to love Him more deeply; they seek to hear God’s voice and be obedient.

CULTIVATING HUNGER FOR GOD: BEST PRACTICES

Best Practice 1: Catalysts habitually practice spiritual disciplines for extended times.

- Spiritual disciplines are chosen for best fit: they have identified the ones that suit them uniquely, that fit their spiritual temperament, that foster their hunger for God.
- Habitual: they have developed habits that form the foundation of their spiritual life.
- Extended: for most catalysts, not less than 2 hours every day. They schedule it as a priority in life, with times blocked out intentionally and regularly for this purpose.

(More BEST PRACTICES on Cultivating Hunger for God will follow in other sessions.)

BEST PRACTICES - GROUP REFLECTION (Learning Activity)

1. What are your personal **BEST PRACTICES** to stimulate hunger for God?
2. How much time do you devote to them in an average day or week? What would you need to change in your life, in order to devote (a little) more time to them? Remember, most catalysts report that they habitually devote two hours every day to their spiritual disciplines.
3. How confident are you that those spiritual disciplines that you practice regularly are the most suitable ones for your spiritual temperament, to further a hunger for God in your life?
4. How deeply have you established your spiritual disciplines? How could you further develop one discipline into more of an established practice?
5. Are there any spiritual disciplines with which you don’t yet have extensive experience? Why don’t you try out one or more of them?

GROWTH PATH

- Identify those spiritual disciplines that most stimulate a hunger for God in your life.
- Develop habits for the spiritual disciplines that suit you best.
- Devote (a little) more time to them than you have in the past.
- Occasionally, try out one spiritual discipline that you haven't practiced much, and evaluate how helpful this discipline is for you, and whether you want to make a habit of practicing it regularly.

SUMMARY REFLECTION

1. My key insights from this session are:
2. The one specific step I am taking to implement my insights, is that I will:

Ultimately, this is important as it creates the space for you to “bring in the harvest” of the entire session and capture for yourself what you are taking away from it.

BUILDING EXPECTANT FAITH

Session 2

DISC DISCOVERY BIBLE STUDY

<p>STEP 1</p> <p><i>Read Scripture</i></p> <p>Mark 11:23-25</p>	<p>²³Truly I tell you, if anyone says to this mountain, ‘Go, throw yourself into the sea,’ and does not doubt in their heart but believes that what they say will happen, it will be done for them. ²⁴Therefore, I tell you, whatever you ask for in prayer, believe that you have received it, and it will be yours. ²⁵And when you stand praying, if you hold anything against anyone, forgive them, so that your Father in heaven may forgive you your sins.</p>
<p>STEP 2</p> <p><i>Say or write the Scripture in your own words</i></p>	
<p>STEP 3</p> <p><i>Discovery Questions</i></p> <p>A) <i>What does God/Jesus do, and what do we learn about him through this?</i></p> <p>B) <i>What do we learn about people?</i></p>	
<p>STEP 4</p> <p><i>Obedience Steps</i></p> <p>C) <i>Specifically, how will I obey what God has spoken to me?</i></p> <p>D) <i>Who will I share this with this week?</i></p>	

EXPECTANT FAITH: DEFINITION

Effective movement catalysts are expectant that God will grow a movement among their people group and save many soon, and they have great faith that God will show his power through their lives.

EXPECTANT FAITH: BEST PRACTICES

BEST PRACTICE 1: Expectant Faith is usually based on direct revelation in which God reveals his purposes.

BEST PRACTICE 2: Expectant Faith is strengthened through meditation on Scripture.

BEST PRACTICE 3: Giving opportunities for any disciple-makers in your midst to share testimonies of great faith. This makes real what God is doing already, which in turn further strengthens and emboldens our faith.

BEST PRACTICE 4: Taking steps of faith creates space for God to intervene.

In the words of effective movement catalysts:

“Faith that God can and will save many, in this place, at this time, among these people – they believe the harvest is prepared around them ... They believe God is going to do it here and now!”

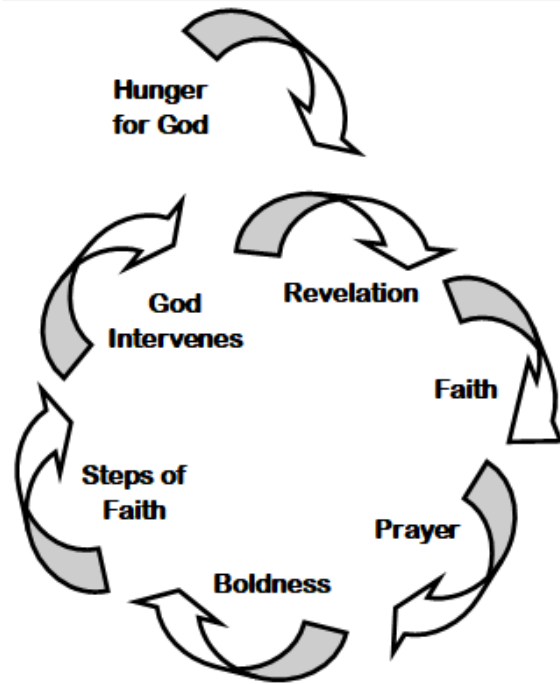
“I began to expect that God would save people whenever we went out with the intention of sharing the gospel. Sometimes this meant that I didn’t return home until someone believed.”

These teammates “take action and expect God to show up – and He does. They share the gospel and expect people to respond – and they do. They put themselves in positions where God has to show up and He always does.”

BEST PRACTICE 5: The leader’s expectant faith stirs up expectant faith in his co-workers.

The data of the research into effective movement catalysts suggests that expectant faith relates to other catalytic qualities in the ways shown here:

Catalytic Qualities



PERSONAL OR GROUP REFLECTION

Write down here the most significant words, promises or revelations that you have received for your current ministry and your:

1. personal lives
2. team ministry
3. people group

GROUP SHARING (Learning Activity)

1. Who has done this before with their teams - recorded words, promises or revelations received from God and made them the basis of expectant faith, prayer, and bold action? Briefly share with each other your journeys of combining revelation with faith.
2. What are your regular practices for stirring up expectant faith in your co-workers?

PARTNERED OR GROUP PRAYER

As paired partners, or in groups, pray:

- for each other, that greater expectant faith be imparted into each one.
- Pray boldly over the words, promises and revelations they wrote down earlier and just shared with each other, praying with expectant faith, calling forth these things to come to pass

After the first one shares, pause, waiting on God, asking Him for any further words or Scripture passages God would give them for each other regarding their:

1. personal lives
2. current team ministry
3. people group

Jot down and share any words you received for each other. Pray with great faith for these revelations to come into being in their lives.

GROWTH PATH

1. Seek God in prayer for revelation for his purposes with your people group and with your ministry, individually and with your team.
2. Remind yourself and your team of the revelation you have received
3. Keep a Prayer Journal: Save your notes from your DBS and let them become the beginning of a prayer journal on Prophetic Words and Scripture Promises.
4. Pray often into these words that God's purposes be fulfilled in His way with His words
5. Meditate regularly on the Gospels and Acts.

6. Dare to take small steps of faith.
7. Review progress regularly, discerning where God is already at work, in order for your faith to be bolstered.

SUMMARY REFLECTION

1. My key insights from this session are:
2. The one specific step I am taking to implement my insights, is that I will:

Ultimately, this summary reflection is important as it creates the space for you to “bring in the harvest” of the entire session and capture for yourself what you are taking away from it.

FERVENT INTERCESSION

Session 3

THE VALUE OF A DBS

The advantages of a DBS, compared to listening to a sermon:

1. The approach creates space for the Spirit to speak directly to people
2. Learners discover truth for themselves
3. Learners are more likely to own what they discover
4. Learners feel empowered to read the Bible for themselves
5. Learners don't feel that only spiritual experts can understand the Bible
6. Learners are anchored to the Bible, not to the knowledge of the disciple-maker
7. Learners are anchored to the Spirit, not to the disciple-maker
8. The approach is simple and can be used even by people who don't yet read
9. The approach is reproducible and can be passed on easily
10. DBS is obedience-oriented, rather than knowledge-oriented

FERVENT INTERCESSION: DEFINITION

Effective movement catalysts pray regularly and for extended times on behalf of the people that they are seeking to reach, for many to be saved in a growing movement.

DISCOVERY BIBLE STUDY

<p>STEP 1</p> <p><i>Read Scripture</i></p> <p>Luke 11: 5-13</p>	<p>5 And he said to them, “Which of you who has a friend will go to him at midnight and say to him, ‘Friend, lend me three loaves, 6 for a friend of mine has arrived on a journey, and I have nothing to set before him’; 7 and he will answer from within, ‘Do not bother me; the door is now shut, and my children are with me in bed. I cannot get up and give you anything’? 8 I tell you, though he will not get up and give him anything because he is his friend, yet because of his impudence he will rise and give him whatever he needs. 9 And I tell you, ask, and it will be given to you; seek, and you will find; knock, and it will be opened to you. 10 For everyone who asks receives, and the one who seeks finds, and to the one who knocks it will be opened. 11 What father among you, if his son asks for a fish, will instead of a fish give him a serpent; 12 or if he asks for an egg, will give him a scorpion? 13 If you then, who are evil, know how to give good gifts to your children, how much more will the heavenly Father give the Holy Spirit to those who ask him!”</p>
<p>STEP 2</p> <p><i>Say or write the Scripture in your own words</i></p>	
<p>STEP 3</p> <p><i>Discovery Questions</i></p> <p>A) <i>What does God/Jesus do, and what do we learn about him through this?</i></p> <p>B) <i>What do we learn about people?</i></p>	
<p>STEP 4</p> <p><i>Obedience Steps</i></p> <p>C) <i>Specifically, how will I obey what God has spoken to me?</i></p> <p>D) <i>Who will I share this with this week?</i></p>	

GROUP INTERCESSION FOR UNREACHED PEOPLE GROUPS (Learning Activity)

In your groups, share any revelations you or your team has received from the Lord regarding UPGs in general, or regarding a specific group or two.

Then share:

- Is the people group that you yourself are from considered unreached? (see Joshua Project on the internet https://joshuaproject.net/people_group)
- Has God given you any words from Scripture, promises, prophecies regarding the UPGs in your country/region?
- Has God burdened your heart, or the heart of your team for any particular UPG? If so, share with the group what your burden is, and any plans you have for reaching out to the UPG.

A piece of paper is being passed out to each group with the name of an Unreached People Group (UPG) from your country on it, asking you to intercede for these people.

Together as a group, intercede fervently for:

1. The UPG on the piece of paper at your table
2. Any UPG that anyone in your group is from
3. Any UPG that anyone in your group has a burden for

Intercede:

- that disciple-makers will be sent to them, find Persons of Peace there and for the people to hear and obey the words of Jesus
- that any promises, words or revelation that God has given to anyone in your group regarding these groups will come to pass.
- Persistently and fervently, according to our DBS passage in Luke 11:5-13.

GROWTH PATH

- Remind yourself and your team of the UPGs you have interceded for
- Write down the words and burden God gave you for them in your Prayer Journal that you started in Session 2.
- Snap a picture of the piece of paper with the name of the UPG from your country. Print the picture or make a sketch of where the UPG is located in your country and put this into your Prayer Journal.
- Intercede with others who are more fervent in their intercession
- Plan time for intercession into your weekly schedule, like you would for any other meeting
- Be on the look-out for “small beginnings” as answers to your intercession, let them build up your faith

GROWING IN BOLDNESS

Session 4

DISCOVERY BIBLE STUDY

<p>STEP 1</p> <p><i>Read Scripture</i></p> <p>Joshua 1:6-9</p>	<p>⁶Be strong and courageous, because you will lead these people to inherit the land I swore to their ancestors to give them. ⁷Be strong and very courageous. Be careful to obey all the law my servant Moses gave you; do not turn from it to the right or to the left, that you may be successful wherever you go.</p> <p>⁸Keep this Book of the Law always on your lips; meditate on it day and night, so that you may be careful to do everything written in it. Then you will be prosperous and successful. ⁹Have I not commanded you? Be strong and courageous. Do not be afraid; do not be discouraged, for the LORD your God will be with you wherever you go.</p>
<p>STEP 2</p> <p><i>Say or write the Scripture in your own words</i></p>	
<p>STEP 3</p> <p><i>Discovery Questions</i></p> <p>A) <i>What does God/Jesus do, and what do we learn about him through this?</i></p> <p>B) <i>What do we learn about people?</i></p>	
<p>STEP 4</p> <p><i>Obedience Steps</i></p> <p>C) <i>Specifically, how will I obey what God has spoken to me?</i></p> <p>D) <i>Who will I share this with this week?</i></p>	

Acts 4:13 – When they saw the courage of Peter and John and realized that they were unschooled, ordinary men, they were astonished, and they took note that these men had been with Jesus.

Acts 4:29-30 – The disciples raised their voices together in prayer to God: “Now, Lord, consider their threats and enable your servants to speak your word with great boldness. Stretch out your hand to heal and perform signs and wonders through the name of your holy servant Jesus.”

Acts 4:31 – After they prayed, the place where they were meeting was shaken. And they were all filled with the Holy Spirit and spoke the word of God boldly.

BIBLICAL BOLDNESS

1. Boldness is a command to be followed.
2. Boldness is a choice. An action.
3. Boldness can be received through prayer.
4. Boldness is an outflow of the infilling of the Spirit.
5. Boldness makes unbelievers listen.
6. Boldness flows from meditation on the Word.
7. Boldness is Contagious.

BOLDNESS: DEFINITION

Effective Catalysts are bold and brave in advancing the gospel, even in the face of danger and threat, and they are courageous in holding on to their convictions in spite of difficulty and resistance.

BOLDNESS: BEST PRACTICE

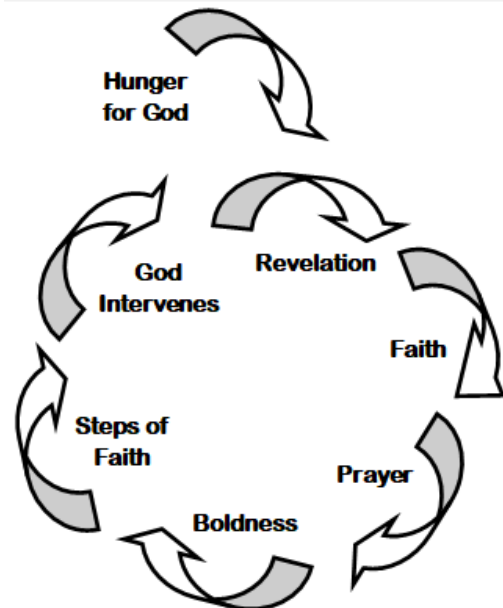
BEST PRACTICE: Deep conviction of being in the will of God.

In the words of effective movement catalysts:

“Because we regularly tested our actual practice against Scriptural methodology (examples and methods clearly seen or directly given by Christ or the Apostles), we felt confident that we were doing exactly what the Lord desired of us. This gave us boldness and confidence.”

The data of the research into effective movement catalysts suggests that Boldness relates to other catalytic qualities as shown in this diagram:

Catalytic Qualities



PERSONAL OR GROUP REFLECTION

Reggie McNeal writes the following on Boldness, when comparing the boldness of David when facing Goliath in contrast to the fear of the rest of the army of Israel:

“Many spiritual leaders do not lead from courage. They lead from fear. Fear drives many ministries. Fear of being disliked, fear of losing income, fear of failure, fear of conflict – these and a hundred other fears form a giant that calls the leader out to a contest. Often the leader resembles the rest of the Israelite soldiers, who were held hostage by Goliath’s threats.” (McNeal: A Work of Heart, 25 paraphrased)

1. Where do you face fear in your ministry? Name one specific situation or issue.

2. Reflect on this particular situation or issue.
To what extent are your actions (or inactions) dominated by fear? Or how bold are you in acting according to the motto: Attack Goliath boldly!

3. What would help you in this particular situation to overcome your fears and to develop more boldness?

PRACTICING BOLDNESS (Learning Activity-1)

What would require the greatest measure of courage for you, if you were to do it publicly, in front of others? Write it down.

Would you be willing to do that right here, right now?

Boldness does not mean being free from fears but overcoming those fears.

PERSONAL OR GROUP REFLECTION (Learning Activity-2)

What would be the boldest thing you could do that would further your ministry?

- Take a minute to pray.
- What has God has spoken to you? Jot it down and sign your initials as a commitment to doing this soon after you go home.
- Briefly share your commitment with someone in your group.

GROWTH PATH

Learning activities to grow further in this quality:

- Praying for boldness
- Being filled with the Holy Spirit
- Walking in obedience to God's will as He has revealed it in line with the Word of God.
- Proclaiming the truth of the Bible
- Identifying fears and overcoming them
- Practicing boldness in smaller challenges

SUMMARY REFLECTION

1. My key insights from this session are:

2. The one specific step I am taking to implement my insights, is that I will:

LIVING A RADIANT SPIRITUALITY

Session 5

DISCOVERY BIBLE STUDY	
<p>STEP 1</p> <p><i>Read Scripture</i></p> <p>Matthew 5:14-16</p>	<p><i>¹⁴ You are the light of the world. A town built on a hill cannot be hidden. ¹⁵ Neither do people light a lamp and put it under a bowl. Instead they put it on its stand, and it gives light to everyone in the house. ¹⁶ In the same way, let your light shine before others, that they may see your good deeds and glorify your Father in heaven.</i></p>
<p>STEP 2</p> <p><i>Say or write the Scripture in your own words</i></p>	
<p>STEP 3</p> <p><i>Discovery Questions</i></p> <p>A) <i>What does God/Jesus do, and what do we learn about him through this?</i></p> <p>B) <i>What do we learn about people</i></p>	
<p>STEP 4</p> <p><i>Obedience Steps</i></p> <p>C) <i>Specifically, how will I obey what God has spoken to me?</i></p> <p>D) <i>Who will I share this with?</i></p>	

COMPARISON OF LIFESTYLE AND SPIRITUAL DISCIPLINES

Matthew 5:14-16 challenges us to express our spirituality visibly, guiding others around us with our radiant light and good works to glorify the Father.

However, if we do not have true spirituality in our hearts, any external spirituality we display is going to be obnoxious religious pretence! Raising the visibility of our spirituality is not done by raising our status in our churches. True spirituality springs from the transformed heart of a follower of Christ.

So we start with the heart, but our spirituality must not stop there.

In order to attract spiritual seekers, we must become known as spiritual people, as men and women of God, as Jesus followers, as people who have answers to seekers' questions, who offer spiritual guidance.

As we seek to let that inner Christ light shine visibly through us, there are two things we must avoid:

1. External practices that the community finds offensive
2. Syncretism

Let's do a basic comparison of the image of spiritual people in other world religions and the image Christian workers often display. Focus in on the chart that corresponds with the predominant religion of the people among whom you are ministering.

(Other religions are also compared on the following pages.)

Muslims	Christian Workers
Do not eat pork nor drink alcohol	Eat pork and sometimes drink alcohol
Wear modest clothing, with the women wearing a veil; in some countries, men wear beards	Do not always dress in a way considered modest; men don't always wear the customary beard
Fast from food and water from sunrise to sunset in the month of Ramadan	Fast from eating food away from the public eye. We may be viewed eating food or drinking during daylight hours in the month of Ramadan
<p>Recite prayers publicly 5 times each day.</p> <p>Seek the power and help of God, especially in the mosque or with people who have spiritual power (barakah)</p>	<p>Seldom are seen praying by the community because Christians often pray in private or silently.</p> <p>We should pray for God's help anywhere, including asking for miracles, healings and deliverances in the name of Jesus</p>
Give charity publicly on Fridays, their holy day, as a requirement to earn spiritual merit	Are often generous but we tend to give quietly and privately, away from public display

Animists African Traditional Religion	Christian Workers
Strictly follow many rituals out of fear, in order to avoid death, illness, or bad luck, especially during major events of birth, marriage, harvest, death	<p>Sometimes ignore these as silly or stupid.</p> <p>Sometimes join in 'just for fun', thinking them harmless.</p> <p>Sometimes adopt local superstitions into their belief systems</p>
Shamans require sacrifices and rituals in an effort to bring healing, deliverance from demons, or break curses	Sometimes shy away from ministering deliverance for lack of courage or experience. We should instead pray boldly for miracles, healings and deliverances in the name of Jesus.
Wear amulets and keep charms in an effort to ward off evil spirits or spells	Sometimes do not take the people's fears seriously, regarding them as nonsense or a display of ignorance
Sometimes have a passive, fatalistic disposition	Often lead lives full of hectic activity, and are seen to be busy managing tasks

Buddhists	Christian Workers
Most Buddhists are vegetarians (can vary regionally) and do not drink alcohol	Eat all kinds of meat; some drink alcohol
Buddhists give charity publicly as a requirement to earn spiritual merit	Are often generous but tend to give quietly and privately, away from public display.
Are devoted, they sacrifice position and power in an effort to obtain spiritual life; they seek to live humbly	Sometimes appear to really want to exercise their authority; sometimes have standards on media/music that appear worldly
Have a passive disposition	Often lead lives full of hectic activity, and are seen to be so busy managing tasks
May pray to the jewel in the flower lotus for wisdom or comfort, but most don't pray for anything. Instead, they chant facing a Buddha statue, seeking to center themselves mentally by letting go of everything.	<p>Are seldom seen by the community as praying people because they often pray in private or silently.</p> <p>We should pray for God's help anywhere, including asking for miracles, healings and deliverances in the name of Jesus.</p>
Monks wear orange robes, (maroon in Tibet); it is believed to be the color of enlightenment which is the goal of Buddhism.	Do not always dress in a way considered modest; there is no color or attire that distinctly marks them as Christians.

Hindus	Christian Workers
Do not eat beef	Eat all kinds of meat
Devoted Hindus value simplicity, seek spirituality by displaying a 'still and quiet soul'	Often lead lives full of hectic activity, and are seen to be so busy managing tasks
Wear modest clothing, the women wearing a wide scarf	Do not always dress in a way considered modest
Strictly follow many rituals out of fear, in order to avoid death, illness or bad luck, especially during major events of birth, marriage, harvest, death	<p>Sometimes ignore these rituals as silly or stupid;</p> <p>Sometimes join in 'just for fun', thinking them harmless;</p> <p>Sometimes adopt local superstitions into their belief systems</p>
Seek the power and help of the gods, especially at places of power.	Are seldom seen by the community as praying people because Christians often pray in private or silently.
Devout Hindus pray 3X a day, gathered with their families in their homes and bring offerings of sweets, fruits and flowers to shrines.	We should pray for God's help anywhere, including asking for miracles, healings and deliverances in the name of Jesus.

<p>Agnostics, Atheists Free-Thinkers</p>	<p>Christian Workers</p>
<p>Have no confident belief in God or any higher being or power. Evolution is the hypothesis that states the earth is created because of a big bang.</p>	<p>Are confident of their faith that the God of the Bible is truly God and Creator and that salvation throughout history is the narrative.</p>
<p>See religion as the invention of man and is either useful for the evolution of mankind in a utilitarian sense or as bad for the progress of society.</p>	<p>State that the Bible is God’s self-revelation and God as our Maker knows best what is good for our ultimate wholeness. Sometimes we wrongly promote a religious belief system more than the person of Jesus.</p>
<p>Claim tolerance as a value. They are tolerant of all religions and individual beliefs; except ones they judge as intolerant.</p>	<p>Sometimes tend to be judgmental of what is wrong with others’ beliefs. We should seek rather to radiate our spirituality, making it visible to others. We should build on what is good in others’ beliefs.</p>
<p>Value their inclusivity of all religions as being ‘progressive’ toward higher consciousness. They believe that all religions lead to the same God eventually, if there is one.</p>	<p>Make an exclusive claim that in Jesus only is the way of salvation. We should be careful to also share that the Gospel is inclusive, meaning that God offers his abundant love freely to all.</p>
<p>Claim no absolute truth, that no spiritual path can be confidently declared the right one for everyone. Everyone should just be true to themselves. The meaning of life is arrived at individually and is a ‘reality’ each person embraces for themselves personally.</p>	<p>Believe Jesus is the absolute Truth. Logically, if all truth is flexible, then so is that very statement. By definition, how could anyone be absolutely sure there are no absolutes?</p> <p>While we emphasize there is absolute truth in the Bible, we should not fail to acknowledge that Christians know truth only “through a dim mirror.” We should prioritize inviting others to experience God rather than trying to prove God exists.</p>
<p>As there is no salvation, the goal of life is to maximize well-being. All power for wholeness is in man. Mindfulness, meditation, yoga, and similar calming exercises are useful to bring mental well-being and health.</p>	<p>Have the strong conviction that we are created to live in dependance on our Maker. When we say we will pray for a difficult situation we should do so in the moment with expectant faith for the miraculous and not just pray later in private or forget entirely.</p>
<p>Strictly divide the realms of science and faith, facts and opinion. Faith is seen as a private matter that does not belong in the public domain. Generally, wishes to be left alone with one’s thoughts about religion.</p>	<p>Sometimes just keep quiet about our faith, for fear of what others will think. When we do, we make the Gospel meaningless and irrelevant to others’ felt needs. We should boldly share the good news of Jesus Christ.</p>

THE IMAGE OF SPIRITUAL LEADERS IN YOUR SOCIETY
 (Group Discussion: Learning Activity)

Think about the lifestyle and spiritual disciplines of a religious person in the community where you serve, whether orthodox Muslim, folk Muslim, Orthodox Christian, Hindu, Buddhist, animist, Traditional religion, agnostic, atheist, free-thinker or other.

Develop your own chart that describes the typical religious person of the predominant religion where you are working. Define the image that common people have of them and the way they go about their spiritual disciplines. You may add characteristics and practices that are not listed in these charts.

Women: Fill out this chart as it particularly describes the religious or spiritual women in your society. What is their lifestyle and what are their spiritual disciplines?

Predominant Religion where you Serve	Christian Workers

BECOMING SPIRITUALLY RADIANT IN LIFESTYLE AND DISCIPLINES (STEP 4 – OBEDIENCE)

Do others in my community see me as one whom they could approach for answers to their spiritual questions or do some of my external practices make me look unspiritual in their eyes? Do they see my devotion to God as my top priority in life? How can I adjust my lifestyle and my spiritual disciplines, so that I am seen to be truly spiritually minded, yet without crossing the line into syncretism? Following are questions you need to ask yourself, then ask Holy Spirit to speak to you and jot down what you hear He is challenging you to do as steps of obedience to Him. This is **STEP 4** of the DBS that we delayed until now.

1. How often do I tend to come across as a secular manager more than a minister or spiritual leader? How often do people seek out a manager for Truth? Not very often.
2. Do I avoid eating any types of meat or alcohol found offensive in my community?
3. How careful am I to avoid any appearance of worldliness in my clothing, speech, music, and media?
4. If I live among Muslims, do I avoid being seen eating or drinking during Ramadan in daytime?
5. Do others know me to be a cheerful giver, generous to those in need anytime during the week, not just on holy days?
6. How often do I pray for people's needs when I give charity to them so that they connect my gift with my vibrant relationship to God in prayer?
7. How often do people see me take time to be alone with God to pray and read the Bible? Do I appear to always be very busy? *"Be still and know, that I am God."* (Psalm 46:10)
8. If I live among Muslims, and decide to pray with my palms up and open as they do, would this help me to be viewed as a person committed to prayer? Would my open palms be seen as an expression of me coming to God empty-handed, asking him for mercy or would I be seen as one following Islam?
9. To what extent do I display courage, refusing to succumb to fear when there are rumors of evil omens coming? How frequently do others see me praying with power and authority in Jesus' name for miracles: for protection from evil, for the sick to be healed, and the demonized to be delivered? Do they know that they can come to me for prayer in times of need? Or are they more likely to sense that I am regarding them as ignorant or uneducated if they are submitting to the witchdoctor's rituals or other superstitions?
10. How frequently do I seek to invite my neighbors into my home? Will they be drawn to the peacefulness of our homes and clearly observe our vibrant love for God when they visit us? Do I happily accept their invitations to visit their homes, as an opportunity to be a light of Christ to them?
11. How often do people see me forgive those who mistreat me? Do they sense that I am angry or hold a grudge against those who speak poorly of me?
12. How humble is my manner regarding my words and actions? Do others frequently regard me as the 'big boss' in charge?

RADIANT SPIRITUALITY IN MOVEMENT MINISTRY MADE PRACTICAL

The goal of Radiant Spirituality:

- Attract seekers!
- This is the main approach to find a Person of Peace.

Radiant Spirituality ⇨ Shema Statements ⇨ Finding a Person of Peace ⇨
Discovery Group ⇨ House Church ⇨ Reproducibility ⇨ Empowerment

GROWTH PATH

- Along with your teammates, continue developing your inner spirituality to become vibrant and attractive in your society, like a light set on a stand, giving light to all around.
- Explore ways that you can imitate some of the lifestyles, customs and disciplines of the people whom you live among.
- Keep evaluating which customs are most appropriate to adapt to in your society.

SUMMARY REFLECTION

1. My key insights from this session are:

2. The one specific step I am taking to implement my insights, is that I will:

CULTIVATING HUNGER FOR GOD

PART II

Session 6

DISCOVERY BIBLE STUDY	
<p>STEP 1</p> <p>Read Scripture</p> <p>Matthew 22:36-40</p>	<p>³⁶One of the Pharisees asked: <i>“Teacher, which is the great commandment in the Law?”</i></p> <p>³⁷And he said to him, <i>“You shall love the Lord your God with all your heart and with all your soul and with all your mind.</i></p> <p>³⁸<i>This is the great and first commandment.</i></p> <p>³⁹<i>And a second is like it: You shall love your neighbor as yourself.</i> <i>On these two commandments depend all the Law and the Prophets.”</i></p>
<p>STEP 2</p> <p>Say or write the Scripture in your own words</p>	
<p>STEP 3</p> <p>Discovery Questions</p> <p>A) <i>What does God/Jesus do, and what do we learn about him through this?</i></p> <p>B) <i>What do we learn about people?</i></p>	
<p>STEP 4</p> <p>Obedience Steps</p> <p>C) <i>Specifically, how will I obey what God has spoken to me?</i></p> <p>D) <i>Who will I share this with this week?</i></p>	

HUNGER FOR GOD: DEFINITION

Effective movement catalysts are hungry for depth with God, they yearn to love Him more deeply; they seek to hear God’s voice and be obedient.

BEST PRACTICES:

We saw BEST PRACTICE 1 in Session 1, that catalysts habitually practice spiritual disciplines for extended times.

Effective movement catalysts have gone through two paradigm shifts in their lives:

- They have learned to live in their true identity as a beloved child of the Father
- They have embraced a ministry philosophy of Being, rather than Doing

These two paradigm shifts are the next two **BEST PRACTICES** in Cultivating Hunger for God.

BEST PRACTICE 2: Living in one’s true identity **as a beloved child** of the Father, instead of relating to God as a route to gain a fruitful ministry.

There are two places where Christian workers look to find their identity:

1. In the spiritual fruit they produce, (for which they need God)
2. In their relationship to God Himself, as His beloved child

Place of Identity 1: Some find their identity in the fruit of their ministry. These leaders seek God in order to gain His help in producing fruit. They have the mindset that thinks, *‘I’m a spiritual leader. I need God so that I will have a fruitful ministry.’*


How often do we view ourselves as: *“I am a missionary, pastor, leader ...”*?

Many of us seek fruit in our ministry more than we seek God.


In fact, people in this category seek God for the sake of the fruit. They know that without God they are unable to produce fruit, so they seek Him to gain fruit.

They go through God, in order to get to the fruit.

This is idolatry. It is making fruit our idol, our god we pursue as chief end. And we make God a means to our end. We use God. We utilize him for an end other than Himself.



Place of Identity 2: Others have learned to find their true identity in their relationship to the Father, as His beloved child. This is the one who is hungry for God Himself.



Let us see where Jesus found His true identity!

Matthew 3: 17 - And behold, a voice from heaven said, "This is my beloved Son, with whom I am well pleased."

So **BEST PRACTICE 2** for cultivating hunger for God is to find one's identity as a beloved child of the Father, instead of relating to God as a route to gain a fruitful ministry. Embracing this 'best practice' is the first paradigm shift that all effective movement catalysts go through.

SHARING in GROUPS OF TWO: WHERE DO WE FIND OUR IDENTITY? (Learning Activity-1)

1. In what place have I primarily sought my identity so far?
2. What has helped me grow in my true identity as the beloved child of the Father?
3. How can I make this identity more the core of my being and ministry?

BEST PRACTICE 3: LIVING OUT A MINISTRY PHILOSOPHY OF BEING, RATHER THAN DOING

As we have said, effective movement catalysts have gone through **two** paradigm shifts in their lives.

- They have learned to live in their true identity as a beloved child of the Father
- They have embraced a ministry philosophy of Being, rather than Doing

A catalyst's second paradigm shift is this:

BEST PRACTICE 3: Embracing a Ministry Philosophy of Being, rather than Doing.

Leadership is less about DOING and more about BEING.

- Being with the Father
- Being an example

We teach what we know, but we reproduce who we are.

2 Timothy 3:10 - *'You, however, have followed (literally: imitated, emulated) my teaching, my conduct, my aim in life, my faith, my patience, my love, my steadfastness.'*

- Teaching with Example = Followers
- Teaching without Example = Zero Impact

SHARING IN GROUPS OF TWO: BEST PRACTICE 3 (Learning Activity-2)

1. How would I summarize my ministry philosophy in one sentence?

2. What would my ministry look like if I were primarily focused on Being a living example rather than focused on always Doing?

3. What adjustments to my lifestyle will I need to make for this to become a reality in my life?

GROWTH PATH

- Daily remembering my true identity as a beloved child
- Meditating about the “In Christ” statements in the New Testament
- Contemplative prayer: mere Being in the loving presence of the Father
- Regular evaluation: How much can my life and ministry be replicated by my core team and disciples?

SUMMARY REFLECTION

1. My key insights from this session are:

2. The one specific step I am taking to implement my insights, is that I will:

EXPRESSING TANGIBLE LOVE

Session 7

DISCOVERY BIBLE STUDY

<p>STEP 1 Read Scripture John 13:34,35</p>	<p><i>³⁴A new command I give you: Love one another. As I have loved you, so you must love one another. ³⁵By this everyone will know that you are my disciples, if you love one another.</i></p>
<p>STEP 2 Say or write the Scripture in your own words</p>	
<p>STEP 3 Discovery Questions A) <i>What does God/Jesus do, and what do we learn about him through this?</i> B) <i>What do we learn about people?</i></p>	
<p>STEP 4 Obedience Steps C) <i>Specifically, how will I obey what God has spoken to me?</i> D) <i>Who will I share this with?</i></p>	

TANGIBLE LOVE: DEFINITION

Effective Movement Catalysts genuinely care for the people they reach out to; they express love and genuine interest in their lives and welfare because they truly love them.

TANGIBLE LOVE: BEST PRACTICES

Best Practice 1: “Sleeping on their floor” – sharing in their lives and their lifestyle

“I don’t only do ministry with them in their fields, I get to know their families well, praying for them, sleeping in their homes (no hotels for me), living as they live. I’ve had many brothers tell me and others that they respect me because I’ve slept on their floor.”

Best Practice 2: Learning the Love Languages of one’s host culture

There are different ways of expressing love. And different people feel loved through one of these ways or Love Languages more than others. The Love Languages are:

1. **Words of affirmation:** words spoken that are loving and affirm the person in who they are
 2. **Acts of service:** practical support that is helpful to the person
 3. **Physical touch:** touch that expresses warmth, in culturally appropriate ways
 4. **Quality time:** spending time together engaging in meaningful conversation or joint activity that expresses the value of the other person
 5. **Gifts:** gifts bought or made that are meaningful to the other
- Possibly others in your culture
 - Certain Love Languages are more predominant in certain cultures than others.

Example: In Arab-African cultures the most important value is called *karam* in Arabic, the meaning of which is generosity of time, resources and service.

GROUP ASSIGNMENT (Learning Activity-1)

- Identify the primary Love Language of the country where you minister
- What makes people feel loved?
- What is possibly the highest cultural value where you live?

Best Practice 3: Learning the Love Languages of individuals

Again, everyone feels loved in a unique way, through one of the Love Languages more than others. In order to express Tangible Love, we want to learn the Love Languages of the individuals around us, so they truly feel loved by us.

In the words of effective movement catalysts:

“The culture and government administration is a litany of lies and broken promises and that is what people expect. So when I – and also then our local leaders – keep their promises, it is a huge testimony. People often say that our faith community is different from other communities because we really love people.”

“Acting in selfless ways that build other people’s respect for catalysts, begins with the attitude of love and adding value to others and wanting them to be a success.

“BEST PRACTICE is to express love in practical ways, often in times of need, without fanfare. Catalysts model life in Christ and ministry in ways that command respect.”

“A very successful national evangelist relates that the Lord had shown him how to win Muslims: “Just love them. Nothing in their religion loves. Just love them.”

GROUP REFLECTION (Learning Activity-2)

1. What is the level of tangible love in our team life, honestly? What can we change to make love more tangible in our relationships?

2. What have been some experiences of people expressing explicitly that they felt loved by us? Which of our actions or words has prompted that?

3. What are the Love Languages of our host culture that we have discerned so far?

4. How can we all grow in speaking the Love Languages of our host culture, in making our love more tangible for local partners?

EXPRESSING TANGIBLE LOVE (Learning Activity-3)

What are the Love Languages of our host culture that we have discerned so far? How can we all grow in speaking the Love Languages of our host culture, in making our love more tangible for the people we serve?

Exponential Disciple-Making requires expressing Love:

5 Love Languages:

1. Words of affirmation – this can be done with anyone, from strangers to close friends
2. Physical touch is something you'll want to learn to express, particularly to your spouse and children
3. Quality time: You can't give it right now, but you can commit to it, for later tonight or back home.
4. Acts of service: You probably won't have opportunity to express this right now, but you can commit to looking for ways to offer it back home.
5. Gifts: This may be something you can do now, or that you will commit to doing later depending on the type of gift.

Let's practice expressing Tangible Love, focusing now on using the **first** one here in this room – **words of Affirmation**. Pray first and ask the Lord to highlight someone in the room for you to give a Scripture verse or other words to, for their encouragement. You may want to jot down the word you have for them before you go over and say it to them and then hand them the note.

In the next few days, look for ways to express tangible love to those neighbors around you who are lost. Seek to show love in their preferred love language. If you do not yet know their preferred love language, seek to learn it and then express love to them in that manner.

GROWTH PATH

- Daily allowing God to love you
- Living in your identity as God's beloved
- Seeing others as God's beloved (with God's eyes)
- Praying for God's love to be poured out
- Taking action by faith, feelings will follow

SUMMARY REFLECTION

1. My key insights from this session are:

2. The one specific step I am taking to implement my insights, is that I will:

CRAFTING SHEMA STATEMENTS

Session 8

DISCOVERY BIBLE STUDY

<p>STEP 1</p> <p>Read Scripture</p> <p>Deuteronomy 6:4-9</p>	<p>⁴Hear, O Israel: The LORD our God, the LORD is one. ⁵Love the LORD your God with all your heart and with all your soul and with all your strength. ⁶These commandments that I give you today are to be on your hearts. ⁷Impress them on your children. Talk about them when you sit at home and when you walk along the road, when you lie down and when you get up. ⁸Tie them as symbols on your hands and bind them on your foreheads. ⁹Write them on the doorframes of your houses and on your gates.</p>
<p>STEP 2</p> <p>Say or write the Scripture in your own words</p>	
<p>STEP 3</p> <p>Discovery Questions</p> <p>A) What does God/Jesus do, and what do we learn about him through this?</p> <p>B) What do we learn about people?</p>	
<p>STEP 4</p> <p>Obedience Steps</p> <p>C) Specifically, how will I obey what God has spoken to me?</p> <p>D) Who will I share this with this week?</p>	

SHEMA STATEMENTS: DEFINITION

The passage we just studied is called the 'The Shema'. The first proclamation is:

"Hear, O Israel!"

In Hebrew, it is "Shema Yisrael!"

Shema means to 'Hear and Act', to take Action regarding what you 'Hear.'

It can be translated: **"Take heed, O Israel! Listen and Obey!"**

It is followed by a command to be prepared with God's word ALL the time:

"These commandments ... impress them on your children. Talk about them when you sit at home and when you walk along the road, when you lie down and when you get up."

In Deut. 6:8,9, we read that prepared Scripture portions were to be visibly placed to keep them as reminders:

- *On the hands:* I, myself see and read it constantly.
- *On the forehead:* Those around me see it constantly.
- *On the doorframes in the house:* Everyone in the household sees it constantly.
- *On the gates:* All in the community see it constantly.

Therefore, a Shema Statement is a prepared statement that turns an everyday conversation into a Gospel conversation.

The New Testament teaches us the same: *"Always be prepared to give an answer to everyone who asks you to give the reason for the hope that you have."* (1 Peter 3:15)

To be prepared means to have a statement ready for the kind of everyday conversations you're most likely to have, so you can turn them into gospel conversations.

CRAFTING A SHEMA STATEMENT GROUP LEARNING ACTIVITY

Here are three simple things to consider when crafting a Shema statement:

1. What are the most frequent topics of everyday conversations in your culture?
2. What could you say to turn this conversation topic into a gospel conversation?
3. Which Bible verse could you memorize and quote that addresses this topic of everyday conversation?

Get into smaller groups of 3 and identify at least 5 frequent topics of everyday conversations in your culture, plus either a Shema Statement or a Bible verse for each of these topics.

THE PRACTICAL ROLE OF SHEMA STATEMENTS IN MOVEMENT MINISTRY

The goal of every Shema conversation: Suggest to them to invite their friends to study the Word of God. Leave your contact information with them! This is the main approach to find a Person of Peace.

Radiant Spirituality ⇨ Shema Statements ⇨ Finding Person of Peace
⇨ Discovery Groups ⇨ House Church ⇨ Reproducibility ⇨ Empowerment

GROWTH PATH

1. Continue developing with your team a list of frequent everyday topics of conversations in your culture, plus a corresponding Shema statement and a Bible verse for each.
2. Experiment with your team with different Shema Statements and evaluate which ones are most effective in turning everyday conversations into gospel conversations.
3. Focus on learning those that are most effective for where you minister.

SUMMARY REFLECTION

1. My key insights from this session are:

2. The one specific step I am taking to implement my insights, is that I will:

Examples of Shema Statements

RELATED TO HOLY BOOKS

- | | |
|---|---|
| 1. "I read something very beautiful in the Injil today." | 2. "I read something very difficult to obey in the Injil today." |
| 3. Quote scripture when the opportunity arises, especially when you can apply it to everyday issues. | 4. Bring out the difference between religious behavior and the heart reality. (Use, for example, Matthew 23:27-28). |
| 5. "What makes a man unclean is what comes from the heart, not what he eats." (Use Mark 7:14-23). | 6. Talk about how God looks at the heart (1 Samuel 16:7). |
| 7. Point out the fruit of the Holy Spirit (Galatians 5:23). | 8. Share a verse and ask, "What do you think?" |
| 9. In a worrisome situation, share the verse about the birds of the air (Matthew 6:26). | 10. State that Revelation 21:3-4 gives hope about the sorrowful things in the world. |
| 11. Show scripture verses on your mobile phone. | 12. "I read a wonderful story today. May I tell it to you?" |
| 13. Tell the salvation story from creation to Christ, showing the need for an eternal sacrifice. | 14. "I read something really interesting about God today." |
| 15. "Do you know, the sand and the stars remind me about God's blessing to Ibrahim." | 16. Read the Bible publicly among friends and family. |
| 17. Mention sayings from the book of Proverbs | 18. The Holy Book says a lot about not being a religious hypocrite." |
| 19. "Do you know, you remind me of a person in the Bible." Use the story of a wise and godly person, such as Abel (Hebrews 11:4); Noah (Hebrews 11:7); Joseph (Genesis 39:9); Ibrahim (Romans 4:20-23); David (1 Samuel 17:45-47 and 26:9); Moses (Hebrews 11:24,25; or Solomon building the Temple (2 Chronicles 7). | 20. The Holy Book says we are to forgive people 490 times!" |
| | 21. "I was reading today, and God reminded me ..." |

SURPRISING STATEMENTS

- | | |
|--|--|
| 1. Invite non-believers to obey something from the Bible with you. | 2. Verbally long for the day when ugly things will be swept away when Jesus returns. |
| 3. Initiate conversation when seeing outward beauty and say God created it | 4. Thank God for something difficult. |
| 5. "I believe that only with God is there hope for the situation that you mentioned ..." | 6. Respond to conflict or to living under the occupation, saying: "Jesus Christ lived under occupation of the Roman Empire and said some interesting things about it." |
| 7. "I know the secret of how to draw close to God." | 8. "I have discovered God's way to mend broken relationships with family and friends." |
| 9. "I love praying to God and staying in his presence." | 10. "God promises to forgive even the worst sinner if he truly repents. Then God can make him a better person." |

LEADING QUESTIONS

- | | |
|--|--|
| 1. "How do you show love to God?" | 2. "What was the last thing you heard from God?" |
| 3. "I wonder, why do you think God made such beautiful things?" | 4. "Do you think God could stop all the bloodshed in (a given country or area)?" |
| 5. "How should a person of God act here?" | 6. "Do you think God cares about ...?" |
| 7. "How can we please God?" | 8. "Do you know that God loves you in a very special way?" |
| 9. "Do you think it's possible to be sure that we are going to heaven?" | 10. "Do you think it's possible for a bad man's heart to be changed?" |
| 11. "What would convince you that God loves you and wants to get to know you personally/intimately?" | 12. "Do you think sin separates us from God?" |
| 13. "What is the most important thing to you?" | 14. "When in your life did you feel most safe/secure?" |
| 15. "What do you think are the most important values you can give to your children?" | 16. "I know there is a lot of conflict here, but God wants you to experience peace." |

PRAYER RELATED

- | | |
|---|---|
| 1. "May I pray a prayer of blessing over you and your family?" (Some things to pray for: physical health, emotional health, financial needs to be met, relationships with other people to be good, spiritual health, and protection from the evil one.) | 2. Carry prayer beads as a conversation starter. One possibility is to have four of them in various colors: grey/black for sin, red for blood, white for cleansing, green for heaven. |
| 3. "How can I pray for you and your family?" | 4. Pray immediately when someone asks for prayer. |
| 5. Invite a friend to fast with you for a need or issue. | 6. "God speaks to me in prayer." |
| 7. Follow up with them on issues you have prayed for them about. | 8. Tell people you are praying for them. |
| 9. "I asked God for help, and he responded." (Describe how God responded.) | 10. Pray for an evident need. |
| 11. Mention something that you prayed for and how it was answered. | 12. At prayer times, say, "You know, we pray differently." |
| 13. "As I was praying for you today, I sensed God might be saying..." | 14. "God healed my friend." |
| 15. "I don't need blue beads to protect me, I pray for God to protect me." | 16. "Can we thank God for this meal?" |

REPLY TO QUESTIONS

- | | |
|--|--|
| 1. If the context is complaining about their country. <ul style="list-style-type: none"> • "It doesn't matter which country you are in as long as it's where God wants you to be." | 2. "What are you doing here in our region?" <ul style="list-style-type: none"> • "God hates injustice, and we want to obey his command to love people." |
| 3. "Are you a Muslim?" <ul style="list-style-type: none"> • "I love God and my desire is to obey him." • "I am submitted to God in Jesus Christ." • "I'm not a Muslim but I love God and the aim of my life is to be totally surrendered to him." | 4. "Are you a Christian?" <ul style="list-style-type: none"> • "I am a follower of Isa al Masih." • "I'm someone who knows how to come close to God." • "All the prior prophets pointed forward to Jesus and the latter prophet pointed back to him, so there's something special about him." |

- “Isa al Masih showed me how to come close under the wings of God, just like chicks under a hen’s wing.

- “Can you tell me what you mean by that?”

5. “Why are you here living among us when you could be living in a more comfortable place?”

- “God has blessed me and shown me that I should use this blessing for others, so I am here.

6. “Why don’t you have children?”

- “God has not given them yet. But his holy book teaches that the main purpose of marriage is not just to have children but to complement one another and live with God in the center of the household.”

7. “Why are you still single?”

- “God will give me a wife/husband at just the right time.”

8. “Why is your son/daughter named _____?”

- Explain any spiritual meaning or purpose behind the child’s name.

PERSONAL TESTIMONY--SHARE WHEN PROMPTED BY THE SPIRIT

1. “God told me to help with this/or say that.”

2. “God has changed my life. Can I tell you about it?”

3. “God taught me something new today.”

4. “God is light, and he shines into the dark places of my heart.”

5. “I’ve found something more precious than money!”

6. “God wants to walk with me, so I walk with him.”

7. “I feel encouraged about something that I learned about God.”

8. “I am thankful for _____. What are you thankful for?”

9. “Children are a blessing, but they make me rely more on God.”

10. “The difficulties of life make me rely more on God.”

11. “Yes, I miss home, but God meets me in my loneliness. God will never leave me nor forsake me.”

12. “I was having a hard time with that situation and so I took the whole thing to God in prayer.”

DREAMS

1. “Have you heard of Isa al Masih meeting people in their dreams?”

2. “Have you ever had a dream from God?”

3. “I read about someone who had a dream from God.”

SPIRITUAL ACTIONS

1. Show visible obedience to Jesus’ command to “do unto others as you would have them do unto you.” As the opportunity arises, explain why you do so.

2. “I pray that God will bless you for your hard work.”

3. Praise right actions in others that demonstrate a changed heart or evidence of the Holy Spirit’s work.

4. Sing or play spiritual songs in front of others.

FINDING A PERSON OF PEACE

Session 9

DISCOVERY BIBLE STUDY

<p>STEP 1</p> <p><i>Read Scripture</i></p> <p>Luke 10:1, 5-7</p>	<p>¹After this the Lord appointed seventy-two others and sent them on ahead of him, two by two, into every town and place where he himself was about to go.... ⁵Whatever house you enter, first say, ‘Peace be to this house!’ ⁶And if a son of peace is there, your peace will rest upon him. But if not, it will return to you. ⁷And remain in the same house, eating and drinking what they provide, for the laborer deserves his wages. Do not go from house to house.”</p>
<p>STEP 2</p> <p><i>Say or write the Scripture in your own words</i></p>	
<p>STEP 3</p> <p><i>Discovery Questions</i></p> <p>A) <i>What does God/Jesus do, and what do we learn about him through this?</i></p> <p>B) <i>What do we learn about people?</i></p>	
<p>STEP 4</p> <p><i>Obedience Steps</i></p> <p>C) <i>Specifically, how will I obey what God has spoken to me?</i></p> <p>D) <i>Who will I share this with this week?</i></p>	

MARKS OF A PERSON OF PEACE

OPEN 3X

1. **Open to us:** “whatever house you enter,” (Luke 10:5) which presumes that the Person of Peace has extended an invitation.
2. **Open to the gospel:** the context makes clear that the disciples are perceived by the Person of Peace as gospel messengers. “Proclaim as you go, saying: the kingdom of heaven is at hand.” (Mt.10:7; Luke 10:9)
3. **Opens his network:** The disciples “remain in the same house, eating and drinking what they provide” (Luke 10:7). The Person of Peace invites them into his network to commune with them.

A Person of Peace may or may not accept the gospel himself. In many cases they do, in some not. If they don't, they still serve the role of a gatekeeper who opens the gate for the gospel.

RESEARCHING PERSONS OF PEACE WHO SPREAD THE GOSPEL IN THE BOOK OF ACTS (Learning Activity)

These examples from Acts show how the disciples found Persons of Peace were open to them, open to the gospel, and opened their household or network (oikos) to them.

Reference	Person of Peace	Who received the Gospel from the Persons of Peace?
Acts 10	Cornelius	Relatives and close friends received the Holy Spirit
Acts 16:11-15	Lydia	The whole oikos (Greek for 'Household') was baptized
Acts 16:16-40	Philippian jailer	The whole oikos was baptized
Acts 17:4-9	Jason	Some Jews, many Greek men, prominent women
Acts 18:7-8	Titius Justus Crispus	Everyone in the oikos believed
Acts 28:7-10	Publius	All the sick on the island were healed

SHARING IN GROUPS OF 2 OR 3 (Learning Activity)

1. How ready do you feel to search eagerly for a Person of Peace at your ministry location?
2. If you don't feel fully ready, what are your strongest reservations? Share these with your discovery group.

SUMMARY REFLECTION

Here is STEP 4 of the DBS: Pray and ask: Lord, how do you want me to obey what you have spoken to me today? Take time in quiet reflection and write up what you commit to doing, based on what you discovered in God's Word.

1. My key insights from this session are:

2. The one specific step I am taking to implement my insights, is that I will:

HOW TO LEAD A DISCOVERY GROUP

Session 10

DISCOVERY BIBLE STUDY	
<p>STEP 1</p> <p><i>Read Scripture</i></p> <p>John 13:34,35</p>	<p><i>³⁴A new command I give you: Love one another. As I have loved you, so you must love one another. ³⁵By this everyone will know that you are my disciples, if you love one another.</i></p>
<p>STEP 2</p> <p><i>Say or write the Scripture in your own words</i></p>	
<p>STEP 3</p> <p><i>Discovery Questions</i></p> <p>A) <i>What does God/Jesus do, and what do we learn about him through this?</i></p> <p>B) <i>What do we learn about people?</i></p>	
<p>STEP 4</p> <p><i>Obedience Steps</i></p> <p>C) <i>Specifically, how will I obey what God has spoken to me?</i></p> <p>D) <i>Who will I share this with?</i></p>	

THE ELEMENTS OF A DISCOVERY GROUP

5 SHARING ELEMENTS

1. Share with each other, one thing you are thankful for this week.
2. Share with each other, what you are struggling with.
3. Offer each other support through prayer, kindness, or encouragement for these concerns.
4. Share with each other how you are obeying what God challenged you with last week.
5. Tell each other who you shared with since you last met.

4-STEP DISCOVERY BIBLE STUDY (DBS)

STEP 1 Read the Bible passage.

STEP 2 Re-tell the story in your own words: Who would like to re-tell this story next?

If they mis-state something important, the leader asks, "Where does this Scripture passage say that?"

STEP 3 Discovery Questions, in this passage:

- A) What does God/Jesus do and what do we learn about Him through this?
- B) What do we learn about people?

STEP 4 Obedience Step:

- C) This is how I will obey what God has spoken and challenged me about.

MULTIPLYING ELEMENT: Tell each other who you plan to share with next week.

THE TRANSMISSION OF SPIRITUAL DNA IN A DISCOVERY GROUP

Each element of a Discovery Group represents some spiritual DNA to be established in the life of a disciple.

5 SHARING ELEMENTS	SPIRITUAL DNA
<ol style="list-style-type: none"> 1. Share with each other, what you are <u>thankful</u> for this week 2. Share with each other, what you are <u>struggling</u> with. 3. Offer each other <u>support</u> in prayer, kindness or encouragement for these concerns. 4. Share with each other how you are <u>obeying</u> what God challenged you with last week. 5. Tell each other who you <u>shared</u> with last week. 	<p>Thankfulness Openness Intercession/Service</p> <p>Obedience</p> <p>Evangelism</p>
<p>4-STEP DISCOVERY BIBLE STUDY</p> <p>STEP 1 Read the <u>Bible</u> passage.</p> <p>STEP 2 Re-tell or rewrite the Scripture <u>in your own words</u>.</p> <p><i>If they mis-state something important, the leader asks, “Where does this Scripture passage say that?”</i></p> <p>STEP 3 Discovery Questions, in this passage:</p> <p style="padding-left: 40px;">A) What does <u>God/Jesus</u> do and what do we learn about Him through this?</p> <p style="padding-left: 40px;">B) What do we learn about <u>people</u>?</p> <p>STEP 4 Obedience Step:</p> <p style="padding-left: 40px;">C) This is specifically how I will <u>obey</u> this week what God has spoken to me.</p>	<p>Focus on Scripture Understanding Scripture</p> <p>Extending Group Correction</p> <p>Discovering God and people’s relationship</p> <p>Obedience</p>
<p>MULTIPLYING ELEMENT:</p> <p style="padding-left: 40px;">D) Tell each other who you plan to <u>share</u> with next week.</p>	<p>Evangelism</p>

The reason why movements grow is that disciples make disciples. This happens because the core spiritual disciplines and values are effectively modelled to new disciples. This happens because the spiritual DNA is transmitted consistently in the Discovery Groups as it is shaped and fashioned into the lives of the disciples. The Discovery Group is transformed into a house church.

THE VALUE OF A DISCOVERY GROUP

The advantages of a Discovery Group, compared to a typical program-oriented Sunday morning church meeting:

1. The abundance of sharing builds strong connection between the participants.
2. The approach creates space for the Spirit to speak directly to people.
3. Learners discover truth for themselves.
4. Learners are more likely to own what they discover.
5. Learners feel empowered to read the Bible for themselves,
6. Learners don't feel that only a spiritual expert can understand the Bible.
7. Learners are anchored to the Bible, not to the knowledge of the disciple-maker.
8. Learners are anchored to the Spirit, not to the disciple-maker.
9. The method is simple and can be used even by people who don't yet read.
10. The spiritual DNA of core values and disciplines are consistently transmitted into the disciples through the various elements.
11. The Word of God is the bar by which all discoveries are measured and keeps misunderstandings and misinterpretations away.
12. The method is reproducible and can be passed on easily.
13. Discovery groups are obedience-oriented, rather than knowledge-oriented.

SUMMARY REFLECTION

1. My key insights from this session are:

2. The one specific step I am taking to implement my insights, is that I will:

CULTIVATING HUNGER FOR GOD

PART III

Imparting Passion to finish the Great Commission

Session 11

DISCOVERY BIBLE STUDY

<p>STEP 1</p> <p><i>Read Scripture</i></p> <p>Matthew 28:18-20 Group 1</p> <p>Revelation 7:9,10 Group 2</p>	<p>Group 1</p> <p>¹⁸Then Jesus came to them and said, “All authority in heaven and on earth has been given to me. ¹⁹Therefore go and make disciples of all nations, baptizing them in the name of the Father and of the Son and of the Holy Spirit, ²⁰and teaching them to obey everything I have commanded you. And surely, I am with you always, to the very end of the age.</p>
<p>STEP 2</p> <p><i>Say or write the Scripture in your own words</i></p>	
<p>STEP 3</p> <p><i>Discovery Questions</i></p> <p>A) <i>What does God/Jesus do, and what do we learn about him through this?</i></p> <p>B) <i>What do we learn about people?</i></p>	
<p>STEP 4</p> <p><i>Obedience Steps</i></p> <p>C) <i>Specifically, how will I obey what God has spoken to me?</i></p> <p>D) <i>Who will I share this with this week?</i></p>	

DBS passage for Group 2: Revelation 7:9,10

⁹After this I looked, and behold, a great multitude that no one could number, from every nation, from all tribes and peoples and languages, standing before the throne and before the Lamb, clothed in white robes, with palm branches in their hands, ¹⁰and crying out with a loud voice, "Salvation belongs to our God who sits on the throne, and to the Lamb!"

CULTIVATING HUNGER FOR GOD: DEFINITION

Effective movement catalysts are hungry for depth with God, they yearn to love Him more deeply; they seek to hear God’s voice and be obedient to Christ’s Great Commission.

CULTIVATING HUNGER FOR GOD: BEST PRACTICES

(Continued from Session 6)

Best Practice 4: Imparting our own hunger for God to others around

Effective movement catalysts do this by:

- being contagious in their hunger for God
- modelling their spiritual disciplines visibly so others can do the same
- regularly sharing about what God teaches them
- intentionally making the development of a hunger for God a more central aspect of the training

In the words of effective movement catalysts:

- *“We seek to build up new team members and ground them in seeking God first and foremost.”*
- *“We always take extensive time to worship, pray, and listen to God as the launching pad and foundation for any and all ministry. Our weekly training includes extensive time for this, about one-third of the total time. We are always intentionally building this [fostering a hunger for God] into the lives of new leaders.”*

Best Practice 5: Imparting to others our passion to finish the Great Commission.

Effective movement catalysts do this by:

- Committing to reaching and focusing on the remaining unreached peoples of the world (areas where less than 2% of the populations are followers of Christ)
- Making Disciples of all nations. There are 4 verbs in the Great Commission of Matthew 28:18:20:
 - Go>Make>Baptize>Teach
 - The commanding verb is “**Make**” disciples of all nations.
- Intentionally adopting, engaging, and believing God for a Disciple-Making movement among UPG(s)
 - *The Seven Stages of Engagement of UPGs*
 1. UPG Adoption
 2. Initial Engagement of UPG
 3. First Disciples are brought to Christ
 4. First Church is started
 5. First second-generation church is planted
 6. Church planting movement begins (Breakthrough, Emerging, Sustaining)
 7. Movement Catalysts (Missionaries fielded to other UPGs)

DISCUSSION IN GROUPS: Locating Persons of Peace for the UPGs in this Region (Learning Activity)

1. Who might be Persons of Peace for the UPGs in our region?
 - a) Do you live in a UPG in this area?
 - b) What languages/s do you speak?
 - c) Which UPGs are close to where you live?
 - d) Who do you know (a relative or friend or acquaintance) who is from these UPGs?
 - e) What UPG do you (and your team) have a burden to reach out to?
 - f) List any steps you have taken to reach a UP.

2. How can we become more contagious with our hunger for God?

3. How can we model our spiritual disciplines more visibly, so others can follow them?

4. How can we share more regularly with one another and with friends and neighbors about what God teaches us?

5. (If you are at the stage of discipling or training:) How can we make cultivating hunger for God a more central aspect of our discipling and training?

GROWTH PATH

Learning activities to grow further in this quality:

- Work on being intentional in being contagious with your hunger for God.

- Find ways to model your spiritual disciplines visibly so others follow them.

- Share regularly with those around you about what God teaches you.

- Make cultivating hunger for God a more central aspect of your discipling and training.

SUMMARY REFLECTION

1. My key insights from this session are:

2. The one specific step I am taking to implement my insights, is that I will:

DISCOVERY GROUPS FOR ORAL LEARNERS

Session 12

DISCOVERY BIBLE STUDY	
<p>STEP 1</p> <p><i>Read Scripture</i></p> <p>Matthew 13:44</p>	<p><i>The kingdom of heaven is like treasure hidden in a field, which a man found and covered up. Then in his joy he goes and sells all he has and buys that field.</i></p>
<p>STEP 2</p> <p><i>Say or write the Scripture in your own words</i></p>	
<p>STEP 3</p> <p><i>Discovery Questions</i></p> <p><i>A) What does God/Jesus do, and what do we learn about him through this?</i></p> <p><i>B) What do we learn about people?</i></p>	
<p>STEP 4</p> <p><i>Obedience Steps</i></p> <p><i>C) Specifically, how will I obey what God has spoken to me?</i></p> <p><i>D) Who will I share this with this week?</i></p>	

THE NEED FOR AN ORAL DBS

Discovery Bible Study (DBS) as we have been doing it will not work for most of the people you want to reach. Why? They are oral learners.

An oral learner is not necessarily someone who cannot read and write. Many people in your country who are able to read and write are still actually oral learners. Though theoretically literate, they are functionally illiterate. Most of them are still oral learners.

A literate learner, when he wants to know something new, will read a book or search the internet for a document to read on the subject.

When oral learners want to learn about something, they will ask their friends or family. Or they will watch a video to show them how to do something. Being an oral learner is not about whether someone is **ABLE** to read and write, but whether reading is their learning **PREFERENCE**. Most of the people you want to reach are oral learners. We need to tailor our ministry approach to the Oral Learner.

ORAL DBS: MATT. 13:44 RE-TOLD IN ONE'S OWN WORDS

Below is an example of how an oral learner might re-tell the Scripture passage after he hears it. It is the same Scripture passage, but he is likely to put it into an animated story format. He will likely put in additional words that come to his mind as he recalls what he has heard while seeking to remain faithful to the original content.

So, there's a farmer. He's had a hard life. He's very poor. He owns a small piece of land for his house but has no money to buy land to farm. He rents a field that he works. He has a big family that he has got to feed. He works hard. Day in, day out.

One day as he ploughs his rented field, his plough hits something in the soil. Probably another rock, he thinks. He goes to dig it out, and discovers it is a treasure! Wow! He is all excited. He looks left and right to check that no one has been watching him and quickly hides the treasure in the ground again.

His life is not the same anymore. He has so much joy at the thought of what he saw! All he wants now is that treasure. But to get it, he must buy that field. The cost of the field is more than he has. So, he must sell his land, all his belongings and even his precious cow!

Finally, he has collected enough money. He bets it all on that field and goes to the owner and buys it. The treasure is his! What joy!

PRACTICING A DISCOVERY GROUP FOR ORAL LEARNERS (Learning Activity)

You will now have the opportunity to practice doing an entire Discovery Group for Oral Learners. Not only will you do the DBS that you have seen on the stage, but you will practice all the elements of the entire Discovery Group, including the sharing elements that precede each DBS.

The Scripture you will use is Matthew 13:44.

As a reminder, you may look at the following Elements of a Discovery Group as you practice.

DISCOVERY GROUP for ORAL LEARNERS – OUTLINE

5 SHARING ELEMENTS

1. Share with each other, what you are thankful for this week.
2. Share with each other, what you are struggling with.
3. Offer each other support through prayer, kindness or encouragement in these concerns.
4. Share with each other how you are obeying what God challenged you with last week.
5. Tell each other who you shared with since you last met.

4-STEP DISCOVERY BIBLE STUDY (DBS)

STEP 1 Call on someone literate to read the Bible passage.

STEP 2 Re-tell the Scripture in your own words in story form.

If they skip something, say: “There was something else that happened, who remembers that?”

If their version is inaccurate, say: “Now, the way this part was told was not exactly accurate. Who remembers how it was exactly?”

STEP 3 Discovery Questions, in this passage:

- A) What does God/Jesus do and what do we learn about Him through this?
- B) What do we learn about people?

STEP 4 Obedience Step:

- C) This is how I will obey what God has spoken to me.

MULTIPLYING ELEMENT

Tell each other who you plan to share with next week.

TO AUDIO & VIDEO BIBLE RESOURCES - FREE

Download the free app “**Bible.is**” and you will find:

- Audio Bible recordings in 1300 languages and the written version
- **Jesus Film** in 800 languages
- Gospel Films by **LUMOproject**. Videos for the stories in the Gospels are available in over 1000 languages with non-western actors. LUMOproject is also available on FB, Instagram, YouTube, YouVersion



In addition to reading/telling the Scripture passage you are studying in STEP 2, you may want to consider showing a clip of any of the above videos corresponding to your DBS. These are helpful for all, but, especially for oral learners to help cement the story line into them.

DBS: HOW TO LAUNCH – BIBLE STORY SETS IN APPENDIX

These DBS Story Sets are found in the back pages of this Manual.

1. **9 Longer DBS Story Sets:** Stories of Hope, Creation to Christ, Commitment to Christ, Prophets, Persecution, Honor/Shame, Power Encounters, Witchcraft, Healings
2. **54 Starter Sets of Six.** These starter sets are shorter, grouped in topical sets of only 6 DBS passages. Prayerfully choose the topic to start with according to what seems particularly relevant to your disciples’ felt needs.

SUMMARY REFLECTION

1. My key insights from this session are:

2. The one specific step I am taking to implement my insights, is that I will:

REPRODUCIBLE DISCIPLE-MAKING

Session 13



EXPONENTIAL GROWTH ILLUSTRATED

How did Jesus imagine his disciples would reproduce? by Addition or by Multiplication?

- Traditional Churches: Professional pastors **only** make new disciples (addition)
- Discovery Groups > House Churches: **All** disciples make new disciples (multiplication)

Elephants	Rabbits
Are 15 years old before reproducing	Start reproducing at only 6 months old
Only fertile 4X a year	Fertile again immediately after giving birth
Only 1 baby per pregnancy	Average 6 babies per pregnancy
Pregnancy lasts 2 years	Pregnancy lasts 1 month
After 3 years, 2 elephants become 3	After 3 years, 2 rabbits become 50,000 *
After 5 years, 2 elephants become 4	After 5 years, 2 rabbits become 69,000,000*
Expensive to feed	They are inexpensive to feed
Are rare, usually only seen in a zoo	Rabbits are raised everywhere

○ <http://www.bio.miami.edu/hare/scary.html>

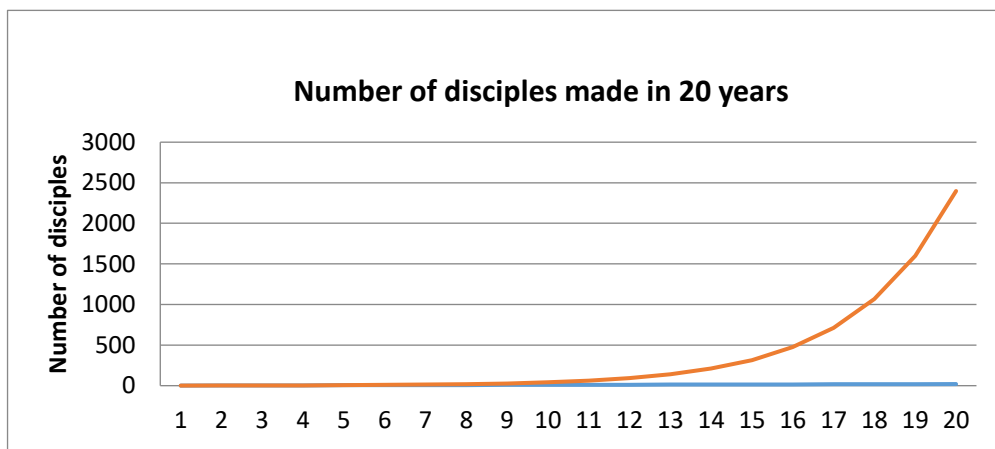


What does this mean regarding reproducible disciple-making?

Elephant Churches	Rabbit Churches
Traditional or megachurches, where it is mostly just the professionals who start new churches. They are usually run by centralized organizations	All disciples make more disciples who in turn open their networks to form new Discovery Groups which soon become House Churches
They have salaried pastors, making them more expensive.	Inexpensive as they are usually facilitated by those who have income from other jobs
They have church buildings that are costly. The buildings are also conspicuous, possibly making them less safe in places that are hostile to Christianity.	Meetings can be under a tree or hidden in homes that are already built, thus making them cost-efficient and also safer in places that are hostile to Christianity

If you disciple 1 person every year, who in turn discipled 1 other person per year, and so forth, even factoring in a drop-out rate of 50%, in 20 years you will get 2,398 disciples. Growth will likely be faster initially in a traditional gather-in-a-building church planting in the first few years. But look what happens after 12+ years. Exponential growth!

Years	1	2	3	4	5	6	7	8	9	10	11	12	13	14	15	16	17	18	19	20
Disciples	1	2	3	4	6	9	13	19	28	42	63	94	141	211	316	474	711	1066	1599	2398



At the very core of every movement is reproducibility. There may be different methods. There may be different brands, CPM, DMM, T4T, and others. There may be different variations of those brands. What they all have in common is that replication is happening. They are reproducible methods. Their disciple-making is reproducible.

Every single catalyst who has ever started a movement is marked by this competency of making disciples using reproducible methods. This is the finding of a global study into effective movement catalysts. An effective catalyst lives this competency of reproducibility consistently.

DISCOVERY BIBLE STUDY

<p>STEP 1</p> <p><i>Read Scripture</i></p> <p>Matthew 28:18-20</p> <p>2 Timothy 2:2 ESV</p>	<p>Jesus said to the disciples: Go therefore and make disciples of all nations, baptizing them in the name of the Father and of the Son and of the Holy Spirit, teaching them to obey all that I have commanded you. And behold, I am with you always, to the end of the age.</p> <p>What you have learned from me entrust to faithful men who will be able to teach others also.'</p>
<p>STEP 2</p> <p><i>Say or write the Scripture in your own words</i></p>	
<p>STEP 3</p> <p><i>Discovery Questions</i></p> <p>A) <i>What does God/Jesus do, and what do we learn about him through this?</i></p> <p>B) <i>What do we learn about people?</i></p>	
<p>STEP 4</p> <p><i>Obedience Steps</i></p> <p>C) <i>Specifically, how will obey what God has spoken to me?</i></p> <p>D) <i>Who will I share this with this week?</i></p>	

GENERATIONS OF DISCIPLES

Matthew 28:18-20

¹⁸Jesus [disciple-maker] came to
them [2nd generation disciples] and said, ¹⁹“make
disciples [3rd generation disciples] Teaching them to obey
(which includes them making their own [4th generation] disciples)

2 Timothy 2:2

And what you [Timothy, 2nd generation disciple] have heard from
me [Paul, disciple-maker] ...entrust to
faithful men [3rd generation disciples] who will be able to teach
others [4th generation disciples] also.

REPRODUCIBLE DISCIPLE-MAKING: DEFINITION

Effective movement catalysts are intentional in disciple-making in the context of a relationship that leads to heart obedience, where believers truly grow in character and spiritual disciplines.

MAKING YOUR MINISTRY REPRODUCIBLE

Movements are about reproducibility. Reproducing must happen in four dimensions:



1. Messenger reproduces himself/herself



2. Message is reproducible



3. Methods are reproducible



4. Materials are reproducible

1. MESSENGER REPRODUCES HIMSELF/HERSELF



The life of the messenger provokes this response to those around him: “I see his life, I want a life like his, and I’m able to picture what it would mean for me to follow Jesus.”

Do you remember how we talked about being radiant spiritually in Session 5? How many times do we as missionaries come across as managers, rather than as ministers or spiritual leaders? We need to be perceived as spiritual people, not as managers.

How often do you seek out a manager for Truth? Not very often.

Questions we need to keep asking ourselves as we seek to reproduce ourselves:

- What does a spiritual person or a religious leader look like in my culture?
- How visible is my life of faith to those I’m trying to reach? How much are they in my home, and am I in theirs?
- How vibrant is my lifestyle?
- How radiant and attractive is my spirituality?

2. MESSAGE IS REPRODUCIBLE



How easy is your message to pass on to others? Are your disciples able to pass on to others the message they have received from you? Do they actually do it? If they don't, the gospel message you have crafted is not reproducible enough.

Proven approaches to make the message reproducible:

- **Story telling** – everyone likes a story
- **Discovery Bible Study**—at the end of this manual you will find some DBS Story Sets that are especially useful with pre-believers, as well as website links where you will find other lists of Scripture passages that work well when doing DBS with believers.
- **Identify the felt spiritual needs** of your community and how the people are attempting to find answers to these needs. Then think about how the gospel gives real answers to these needs. In meeting these needs, the gospel truly becomes Good News to them.

Here is an example of Felt Needs and False Answers in a **Folk Islam** community:

Felt Needs in Folk Islam	False Answers in Folk Islam	True Answers in the Gospel
God is distant	Help from imam or fetish priest	God is close in the person of Jesus
God is uninvolved	Prayer to idols	God became very involved in the person of Jesus
Fear of the unknown	Fortune-telling	Safety in Jesus who guides and protects
Fear of the future	Fortune-telling	Trust in Jesus as the Lord of the future
Fear of evil	Tall fences, power objects like amulets	Deliverance ministry and protection in Jesus
Powerlessness against evil	Protection through charms, help from people of power	Authority and power of the Holy Spirit
Diseases	Protection through charms, help from people of power	Prayer for divine healing from Jesus
Meaninglessness in life	Seeking meaning in submission to Allah; or in wealth, power or fame	Meaning and destiny living as a child of God
No assurance of salvation	Accumulation of good works, acceptance that only Allah can know	Forgiveness by trusting in the sacrificial death of Jesus
Shame over not being part of the community	Conforming to group norms, outward appearances	Acceptance in the fellowship of the believers

3. METHODS ARE REPRODUCIBLE



Can your local leader reproduce what you do in a new location without any of your support?
Whatever he can't reproduce, change your approach and make it more reproducible!

Proven approaches to make the method reproducible:

- A regular meeting pattern with regular recurring elements such as a Discovery Group and house church meeting
- House churches, rather than buildings
- Home-grown leaders, rather than paid church workers
- On-the job ministry training, rather than full-time Bible school

4. MATERIALS ARE REPRODUCIBLE



- Can your disciples use the materials you use to make other disciples?
- Do your materials adjust to oral learner preferences?
- How much do the materials anchor your disciples to the Bible?

In almost all movements, discipleship materials have the following format:

- A topic
- A relevant Scripture passage
- A few observation and application questions such as the following:

a) Reconciliation with a Fellow-Disciple - Matthew 18:15-20

1. What does Jesus teach us to do in order to reconcile with a brother?
2. Which specific steps does Jesus ask us to take?
3. What is our responsibility in the process, and what is our brother's?
4. What relationships are there in your network where this kind of reconciliation is needed?

b) Being Truthful - Acts 5:1-11

1. What is an example to learn from here?
2. What exactly in their behavior provoked God's disapproval?
3. What was the sinful motivation of their hearts?
4. How can we grow in this area?

GROUP DISCUSSION on having a REPRODUCIBLE MESSAGE (Learning Activity- 1)

1. Which aspects of our ministry are reproducible?

2. Which aspects do we still need to make more reproducible?
 - The messenger
 - The message – identify the felt spiritual needs in the community you are reaching and what answers their local religion gives. Try to formulate for each need, a true answer of the Gospel that addresses that need, in the same way found in the chart earlier in this session.

Felt Needs in the Community	Answers in the Local Religion	True Answers in the Gospel

- The methods
 - The materials
3. Pick one area in which you sense that if you were to become more reproducible, it would have the most impact on your ministry. Share it with the others in your Discovery group and invite their input.

DISCIPLE-MAKING: BEST PRACTICES

Definition: Effective movement catalysts are intentional in disciple-making in the context of a relationship that leads to heart obedience, where believers actually grow in character and spiritual disciplines.

BEST PRACTICE 1 - Selection: Right selection of disciples

- 2 Timothy 2:2 teaches that the criteria for selection are that disciples should be faithful (character) and able to teach others (competence).

BEST PRACTICE 2 - Reduction: Less is more

- All effective movement catalysts focus their ministry on the discipling of a small group of usually 5-10.

BEST PRACTICE 3 - Relational: Stay working in the context of relationship

- Disciple-making is not a one-hour meeting, it is about sharing life.

BEST PRACTICE 4 - Obedience: Obedience-focused, not knowledge

- Disciple-making goes beyond the transmission of knowledge about God or the Bible. It is about “teaching them to obey all that I have commanded” (Mt 28:19).
- This is accomplished through Step 4 in the DBS (This is how I’ll obey), plus accountability for that commitment.

BEST PRACTICE 5 - Accountability: Follow-up questions

- In each Discovery Group, as well as personal encounters, the disciple-maker asks what the disciple has done with the commitment made in the previous meeting.

BEST PRACTICE 6 - Reproducible: Easily passed on to others. See reproducible methods and materials.

BEST PRACTICE 7 - Reproducing disciples: Constantly in view

- Constantly! Whenever a disciple does not make more disciples, the disciple-maker tries to assess the reasons together with the disciple

GROUP DISCUSSION on IMPLEMENTING BEST PRACTICES (Learning Activity-2)

- Which of the Best Practices have you incorporated into your discipling approach already? What positive experience have you had that the others in your group would benefit from hearing about?
- Which of the Best Practices do you think will be difficult to implement in your disciple-making?
- Share with the others in your group and invite them to speak into your situation.

GROWTH PATH

1. Define regularly: Who are my core disciples?
2. Evaluate regularly: How much have my disciples actually grown:
 - In their own obedience and spiritual disciplines?
 - In their discipling of others?
3. Seek feedback from your disciples regularly: What has helped you most in your growth?
4. Keep improving your own practice of disciple-making through their feedback.

SUMMARY REFLECTION

1. My key insights from this session are:

2. The one specific step I am taking to implement my insights, is that I will:

EMPOWERING NEW DISCIPLES

Session 14

DISCOVERY BIBLE STUDY

<p>STEP 1</p> <p><i>Read Scripture</i></p> <p>Matthew 10: 1;5-8</p>	<p>¹And he called to him his twelve disciples and gave them authority over unclean spirits, to cast them out, and to heal every disease and every affliction....</p> <p>⁵These twelve Jesus sent out, instructing them, “Go nowhere among the Gentiles and enter no town of the Samaritans, ⁶but go rather to the lost sheep of the house of Israel.</p> <p>⁷And proclaim as you go, saying, ‘The kingdom of heaven is at hand.’ Heal the sick, raise the dead, cleanse lepers, cast out demons. You received without paying; give without pay.”</p>
<p>STEP 2</p> <p><i>Say or write the Scripture in your own words</i></p>	
<p>STEP 3</p> <p><i>Discovery Questions</i></p> <p>A) <i>What does God/Jesus do, and what do we learn about him through this?</i></p> <p>B) <i>What do we learn about people?</i></p>	
<p>STEP 4</p> <p><i>Obedience Steps</i></p> <p>C) <i>Specifically, how will I obey what God has spoken to me?</i></p> <p>D) <i>Who will I share this with this week?</i></p>	

DBS SUMMARY

Jesus gives:

- Authority: v.1 Jesus "gave them authority over unclean spirits, to cast them out and to heal every disease."
- Space (freedom to try out new things): v.5 "These twelve Jesus sent out."
- Instruction: v.5 "instructing them"
- Responsibility (commissioning): v.5 "These twelve Jesus sent out."
- Example: Mt. 9:35 says, "Jesus went throughout all the cities and villages.... proclaiming the Gospel of the Kingdom."

EMPOWERING NEW DISCIPLES: DEFINITION

Effective Movement Catalysts empower and enable local disciples to be the key players by putting responsibility and authority in their hands from the beginning and by developing their gifts.

EMPOWERING LOCAL DISCIPLES: BEST PRACTICES

Best Practice 1: Expecting the Spirit to be at work in all believers

Ahmad who came into the kingdom yesterday has the same Holy Spirit that you and I have who have followed Jesus for decades. Ahmad does not have a junior version of the Holy Spirit.

The Holy Spirit is as capable to guide Ahmad as He is capable of guiding you and me. This expectation makes us confident that we can empower new disciples.

Best Practice 2: Anchoring others to the Bible, not to our own wisdom

When I first started discipling Muslims, they came to me with tons of questions. And I had all the answers. But guess what happened? Whenever they had a question, they knew they could just come to me to get an answer.

Soon I realized I need to change my approach. So now when they had a question, I would not give them an answer. Instead, I would say: "Okay, let's see what the Word of God teaches in this matter. You have this conflict with your brother? Let's read Matthew 18 together and discover how God teaches you to handle this conflict."

- All our discipling is Bible-based and ties our disciples to the Bible directly, rather than to our own wisdom.
- All our training is Bible-based, and the authority of our teaching, rather than our own authority.
- Whenever we give advice to disciples, we refer them to the Bible, rather than our own experience.

Best Practice 3: Full delegation: Delegate tasks, and with them also responsibility and authority

If you want to see a movement, you give away as much as possible and hold on to as little as possible.

The three have to go together. Any delegation conversation with your teammates includes these instructions:

- **TASK:** This precisely is the task I am giving you; this is what I want to see accomplished.
- **RESPONSIBILITY:** You are responsible for this. These are the consequences, positive if you do it well, negative should you fail.
- **AUTHORITY:** You get to make the decisions, you are in charge, up to the following boundaries, when you get to this then I expect you to communicate to me.
 - **If you hand over task + responsibility, without authority =>**
 - you create an errand boy
 - **If you hand over task + authority, without responsibility =>**
 - you create an irresponsible person
 - **If you hand over task + responsibility + authority =>**
 - you create an empowered leader

Best Practice 4: Putting co-workers in situations where they are forced to depend on the Spirit:

- By giving them an assignment where they don't have access to you
- By giving them an assignment that stretches them
- By telling them that you are intentional about stretching and growing them
 - **If we give our disciples assignments or responsibility that is too easy, they will not grow.**
 - **If we give our disciples assignments or responsibility that overstretches them, they will get crushed.**

We need to give our disciples assignments or responsibility that stretch them without overstretching them, so they will be forced to rely on the Spirit. This is how they will grow and be empowered.

Best Practice 5: Giving space and freedom to try out and start new things

Often new disciples are used to leadership that manages them tightly and always looks over their shoulders or even controls them. To work against this, we need to give space:

- By communicating that there is space: New disciples need to hear it, otherwise, they assume there is no space, no freedom to start new things.
- By leaving periodically: After doing ministry together, there is a point where the leader intentionally withdraws, so that disciples do ministry on their own.

- By leaving for good: At some point, the ministry growth may benefit from the leader moving away to another location.

PERSONAL ASSESSMENT – REFLECTION (Learning Activity)

Applying Jesus' principles of empowering to one or two of your key teammates:

1. Make a list of your key teammates
2. Check for every one of them, to what extent you have empowered them:
 - ✓ Have you provided a role model or example?
 - ✓ Have you instructed them?
 - ✓ Have you anchored them to the Bible?
 - ✓ Have you delegated fully = task + responsibility + authority?
 - ✓ Have you communicated freedom to try out and start new things, and what are the boundaries of this freedom?
 - ✓ Do you give them space?
 - ✓ Have you put them in situations where they are stretched and forced to rely on the Spirit?
3. Go through the checklist item by item and note for each what you have done specifically with that teammate.
4. If you have time left, think of other specific activities for each of the items that you have engaged in with other key teammates.

GROWTH PATH

1. Identifying those aspects of empowering that you already practice without even thinking about it:
 - ✓ Being a role model or example to others
 - ✓ Instructing others
 - ✓ Anchoring others to the Bible
 - ✓ Delegating to others: task + responsibility + authority
 - ✓ Giving freedom to others to try and start new things
 - ✓ Giving space to others
 - ✓ Putting others in situations where they are forced to rely on the Spirit
2. With those aspects that you don't yet practice consistently, identify the reasons why not.
3. When giving over ministry responsibilities, consciously include those aspects listed above.

SUMMARY REFLECTION

1. My key insights from this session are:

2. The one specific step I am taking to implement my insights, is that I will:

“I WILL” STATEMENTS
From Hearer of the Word
To Doer of the Word
Session 15

Matthew 7:24 – Everyone who hears these words of mine AND DOES THEM will be a wise builder who builds his house (and ministry) on the rock.

MY BUILDING BLOCKS

1. What have been my main insights?
Go back to the notes you made at the end of every session.

2. What have I noted as “the one step I am taking, in order to implement my insight?”
Go back to the notes you made at the end of every session.

MY BUILDING COMMITMENT

3. What am I ready to commit to before the Lord?

MY BUILDING RESOURCES

4. Who will I keep myself accountable to for these commitments?

5. Who will I ask to mentor or peer-mentor me?

MY TEAM OF BUILDERS

6. So that I can pursue and achieve my commitment, who do I need to:
 - Get approval from?
 - Win over?
 - Partner with?
 - Inform?

7. What within our team needs strengthening most, so that we will succeed with our Building Commitment?

MY CONSTRUCTION SITE

8. What in our context are the greatest opportunities or open doors that we want to take advantage of?

9. What in our context are the main obstacles that we will need to deal with?

“NOW your learning begins...”

APPENDIX

DBS STORY SETS FROM SCRIPTURE

M28 Global

<https://www.m28global.org/resources.html>

This app's name is based on the Great Commission given in Matthew 28, so it is easy to remember.

This is also available as a free app for your cell phone. Download the passages, so you can always have them available.

Accelerate Multiplying Gospel Movements



<http://www.accelerateteams.org/>

On the following pages you will find many of their DBS Scripture sets

On their website you can find many more Scripture passage ideas to use in discipling both pre-believers and mature believers.

Used by permission as a free creative commons resource.

10 Stories of Hope

1.	A party at Levi's	Mark 2:1-17
2.	Nicodemus at night	John 3:1-17
3.	A transformed life	Mark 5:1-20
4.	A memorable act	Luke 7:37-50
5.	The lost son returns	Luke 15:11-32
6.	Thanks!	Luke 17:11-19
7.	What God sees	Luke 18:9-14
8.	Coming to your house	Luke 19:1-10
9.	Hungry for God	John 4:1-42
10.	Seeds and soils	Mark 4:1-20

From Creation to Christ

These stories tell of God’s reaching out to the people of the world from the Bible’s first pages through the Old Testament and through the life of Christ in the New Testament. These stories are very useful for reaching those who come from non-Christian backgrounds, who have little knowledge of the Bible.

1.	God Created the World	Genesis 1:1-25	The Creation Story
2.	The Creation of Man	Genesis 2:4-24	
3.	The First Sin and Judgment	Genesis 3:1-13	The Fall
4.	The Judgment of a Sinful World	Genesis 3:14-24	
5.	The Flood	Genesis 6:1-9:17	
6.	God’s Promise to Abram	Genesis 12:1-8, 15:1-6	Redemption in the Old Testament
7.	Abraham Offers Isaac as a Sacrifice	Genesis 22:1-19	
8.	The Promise of Passover	Exodus 12:1-28	
9.	The Ten Commandments	Exodus 20:1-21	
10.	The Sacrificial System	Leviticus 4:1-35	
11.	Isaiah Foreshadows the Coming Promise	Isaiah 53	
12.	The Birth of Jesus	Luke 1:26-38, 2:1-20	Redemption in the New Testament
13.	Jesus is Baptized	Mt. 3, John 1:29-34	
14.	The Temptation of Christ	Matthew 4:1-11	
15.	Jesus and Nicodemus	John 3:1-21	
16.	Jesus and the Woman at the Well	John 4:1-26, 39-42	
17.	Jesus Forgives and Heals	Luke 5:17-26	
18.	Jesus Calms the Storm	Mark 4:35-41	
19.	Jesus Casts out Evil Spirits	Mark 5:1-20	
20.	Jesus Raises Lazarus from the Dead	John 11:1-44	
21.	The First Lord’s Supper	Matthew 26:26-30	
22.	Jesus is Betrayed and Condemned	John 18:1 to 19:16	
23.	Jesus is Crucified	Luke 23:32-56	
24.	Jesus Conquers Death	Luke 24:1-35	
25.	Jesus Appears and Ascends	Luke 24:36-53	
26.	We have a Choice	John 3:1-21	

Commitment to Christ

This set is used when people begin asking direct questions about following Jesus. Wherever they are at that point, we recommend pausing their studies in their current set and take them through this set.

Are you ready to be a disciple?

- What did Jesus ask of his followers?
- Are you committing to do this with God's help?
- How will you obey this in your life this week?
- Who will you share this with?

1. Do you know who Jesus is and will you obey him as your Lord?		
	• Colossians 1:15-23	
	• Romans 10:9-10	
2. Will you study Jesus' teachings and obey them?		
	• John 15:1-8	
	• John 8:31-32	
3. Will you truly love the other believers even if they are from a different tribe, country or religious background?		
	• John 13:31-35	
4. Will you meet with other believers and follow Jesus together?		
	• Acts 2:42-47	
5. Will you tell other people about God's salvation through Jesus, and train them to be disciples?		
	• Matthew 28:16-20	
6. Is following God more important to you than family or life?		
	• Matthew 10:37-42	
	• John 12:24-26	
7. Do you believe that Jesus died to free you from your sins?		
	• Colossians 1:19-22	

From Experience Life Now, Texas <https://www.experiencelifenow.com/>

Stories of the Prophets for Muslim settings

1.	Adam	Genesis 1:1-21
2.	Noah	Genesis 7:17-24; 8:1
3.	Abraham	Genesis 12:1-9; 22:1-3
4.	Moses	Exodus 12:21-30
5.	David	1 Samuel 16:1-13
6.	Jonah	Jonah 1:1-17
7.	John the Baptist	John 1:19-34
8.	The angel Gabriel	Luke 1:26-38
9.	Birth of Jesus	Luke 2:1-7
10.	Jesus and the sign of Jonah	Matthew 12:33-42
11.	The bent over woman	Luke 13:10-24
12.	The Way, the Truth, and the Light	John 14:1-11
13.	Death of Jesus	Matthew 27:45-54
14.	The empty tomb	John 20:10-18

Persecution

1.	The oppression of Israel	Exodus 2:1-12
2.	Bricks without straw	Exodus 5:1-6:12
3.	Opposition	Ezra 4:1-24
4.	Queen Esther	Esther 3
5.	Jeremiah threatened with death	Jeremiah 26:1-18
6.	Jeremiah in prison	Jeremiah 37:1-21
7.	Shadrack, Meshach and Abednego	Daniel 3:1-30
8.	Daniel in the lions' den	Daniel 6:1-28
9.	Parable of the Sower	Luke 8:1-15
10.	Apostles persecuted	Acts 5:12-42
11.	Stoning of Stephen	Acts 6:8-15; 7:51-59 & 8:3
12.	Conversion of Paul	Acts 9:1-19
13.	Peter's escape from prison	Acts 12:1-19
14.	Paul is stoned	Acts 14:1-19
15.	Paul's story	Galatians 1:11-24
16.	Heroes of the faith	Hebrews 11

Honor & Shame

1.	Created, honored and not ashamed	Genesis 1:26-31
2.	Created, honored and not ashamed	Genesis 2:15-25
3.	Shame-the result of sin and expressed in hiding from God	Genesis 3:1-13
4.	Shame-the result of sin and expressed in hiding from God	Genesis 3:14-24
5.	Shame-the result of sin and expressed in hiding from God	Genesis 4:1-16
6.	God challenges Abram’s notion of honor	Genesis 12:1-9
7.	The great reversal for Abraham: from shame to honor	Genesis 18:1-19
8.	David ascribes honor to his enemy	1 Samuel 24
9.	God redresses shame from uncleanness with honor	Ezekiel 16:1-14
10.	Honor is ascribed to Jesus	Matthew 1:1-17
11.	Honor is achieved by Jesus; great reversal from shame to honor	Philippians 2:5-11
12.	Honor is ascribed to and achieved by Jesus	Hebrews 1:1-13
13.	Concern for the love of honor	Mark 10:35-45
14.	Jesus challenges our notion of honor	Matthew 5:1-12
15.	Honor competition between Jesus and the Pharisees	Matthew 12:9-23
16.	Honor competition between Jesus and the Pharisees	Luke 13:10-17
17.	Jesus heals shame that comes from uncleanness	Matthew 9:18-26
18.	Jesus heals shame that comes from uncleanness and affliction	Mark 5:1-20
19.	Jesus gives honor to parts of the body associated with shame	John 13:3-17
20.	The son shames his father	Luke 15:11-24
21.	The Father restores the son’s honor	Luke 15:25-32
22.	The great reversal for God’s people: from shame to honor	Ephesians 2:1-10
23.	The great reversal for God’s people: from shame to honor	Ephesians 2:11-22
24.	The great reversal for God’s people: from shame to honor	Revelation 3:14-22
25.	Give witness to others in the language of honor and shame	1 Peter 2:1-12
26.	The nations will give honor to God face to face	Revelation 22:1-5

Power Encounters

1.	The temptation of Jesus	Luke 4:1-13
2.	Jesus drives out an evil spirit	Mark 1:21-28
3.	Jesus raises a widow's Son	Luke 7:11-17
4.	Jesus calms the storm	Mark 4:35-41
5.	Healing a demon-possessed man	Mark 5:1-20
6.	Jesus and Beelzebub	Matthew 12:22-29
7.	The Canaanite's daughter	Mark 7:24-30
8.	Jesus heals a woman with an evil	Luke 13:10-17
9.	Healing a boy with a demon	Matthew 17:14-21
10.	The fig tree withers	Matthew 21:18-22
11.	Jesus and Lazarus	John 11:1-43
12.	Death of Jesus and the temple	Matthew 27:45-56
13.	The resurrection of Jesus	Matthew 28:1-20
14.	Simon, the sorcerer	Acts 8:9-25
15.	Peter's escape from prison	Acts 12:1-11
16.	The sorcerer, Elymas, meets Paul	Acts 13:1-12
17.	A slave girl is healed	Acts 16:16-18
18.	Paul in Ephesus	Acts 19:1-20
19.	Eutychus raised from the dead	Acts 20:7-12
20.	Paul in Malta	Acts 28:1-10

Witchcraft

1.	Pharaoh's sorcerers and Moses	Exodus 7:1-13
2.	Commandments	Deuteronomy 18:1-13
3.	Idolatry forbidden	Deuteronomy 4:15-20
4.	Saul and the witch of Endor	1 Samuel 28
5.	Jezebel and King Jehu	2 Kings 9:1-37 and 10:36
6.	King Manasseh, idols and repentance	2 Chronicles 33:1-20
7.	King Balak and the prophet Balaam	Numbers 23
8.	Israel exiled	2 Kings 17:1-17
9.	The king's sorcerers	Daniel 2:1-23
10.	Simon, the sorcerer	Acts 8:4-25
11.	The Jewish sorcerer	Acts 13:1-7
12.	Elymas, the sorcerer	Acts 13:8-12
13.	Sorcerers burn their scrolls	Acts 19:8-22

Healings

1.	Abraham and Abimelech	Genesis 20:1-18
2.	Moses' hand restored	Exodus 4:6-7
3.	The bronze snake	Numbers 21:4-9
4.	The man of God heals the king's hand	1 Kings 13
5.	The widow's son healed	1 Kings 17:7-24
6.	The Shunammite's son restored to life	2 Kings 4:8-37
7.	Naaman healed of leprosy	2 Kings 5
8.	King Hezekiah's illness	2 Kings 20:1-11
9.	The King's dream and healing	Daniel 4:1-37
10.	Jesus heals the sick	Matthew 4:23-25
11.	The man with leprosy	Matthew 8:1-4
12.	The faith of the centurion	Matthew 8:5-13
13.	Jesus heals many	Matthew 8:14-17
14.	Jesus heals two demon-possessed men	Matthew 8:28-34
15.	Jesus and the paralytic	Matthew 9:1-8
16.	Jesus heals blind and mute men	Matthew 9:27-34
17.	Faith of Canaanite woman	Matthew 15:21-28

54 Starter Sets of Six

Short Topical DBS Sets

These starter sets are grouped into 9 major categories and sub-divided into 6 felt needs to choose from. Invite Persons of Peace to do one DBS, then at the end, invite them for another, then consider using one of these starter sets. They are well-suited to urban, rural and tribal environments because nearly all the Scriptures used here are narrative in nature. This makes it easy for pre-believers to enter into discussion.

You can prayerfully choose one topic that seems particularly relevant to your disciples' felt needs and do the set, meeting 6 times. Then consider moving into a longer series, perhaps introducing them to the many stories of the Bible in **Creation to Christ** or if they are ready, the series of 7 passages in **Commitment to Christ**.

Produced by Jim Yost's 54 Discoveries for Seed Communities, Scriptures-in-Use.



MEN

MEN – MASCULINITY			
<i>"I get mixed messages about what a man should be – somewhere between macho and passive. I know Jesus is God, but is he also someone I can look to as the ultimate man?"</i>			
1.	The Divine Jesus	'God with us'	Matthew 1:18-25
2.	The Human Jesus	'Isn't this Joseph's son?'	Luke 4:14-30
3.	The Initiated Jesus	Baptized and tempted	Matthew 3:13 to 4:11
4.	The Tough Jesus	Temple cleansing time	Mark 11:12-19
5.	The Tender Jesus	'Jesus Wept'	John 11:1-44
6.	The Triumphant Jesus	Jesus' death	Luke 23:44-49

MEN – ACCOUNTABILITY			
<i>"It's about time men got together and got real. I know what's right and what I need to do. I don't need advice, but I do need a group of guys to listen, keep what I say to themselves, and hold me accountable."</i>			
1.	Our Need for Others	Raising the roof for a friend	Mark 2;1-12
2.	Our Need for Accountability	Gehazi caught red-handed	2 Kings 5:1-27
3.	Our Need for Support	David's mighty men	2 Samuel 23:8-23
4.	Our Need for Counsel	Rehoboam needs advice	1 Kings 12:1-24
5.	Our Need for Correction	Nathan Rebukes David	2 Samuel 12:1-14
6.	Our Need for Mentoring	Moses commissions Joshua	Numbers 27:12-23

MEN – DISCIPLESHIP

“Could anyone tell me what it means to be a man of God? I’m tired of pious Jesus talk and Sunday Christians. If I’m going to commit to this, I’m going all the way.”

1.	Fighting spirit	David and Goliath	1 Samuel 17:12-50
2.	Total Commitment	The Rich Young Man	Mark 10:27-31
3.	Obedience	Abraham’s Greatest Test	Genesis 22:1-19
4.	Teachable spirit	Peter’s stretching Vision	Acts 10:1-23
5.	Spreading the Word	‘Don’t just stand there!’	Acts 1:1-11
6.	God’s Man at Home	‘As for me and my house’	Joshua 24:1-27

MEN – ATTITUDE ADJUSTMENT

“Pressure is closing in on me. Too many demands. Not enough time. Money. My job. My kids. My marriage. Things are out of control and getting worse. I can’t take this rat race anymore.”

1.	Pressures	Three men and a Furnace	Daniel 3:1-30
2.	Demands	Moses and spoiled Israel	Numbers 11:4-34
3.	Chaos	Paul and Silas in prison	Acts 16:23-40
4.	Blowing it	Peter denies Jesus	Luke 22:54-62
5.	Family Stress	Fractured family	Luke 15:11-32
6.	Moving on	Peter steps out of the Boat	Matthew 14:22-33

MEN – PERFORMANCE ANXIETY

“I constantly feel like my job is on the line. I’m always afraid I’m not measuring up. Even when I’m home I worry about work.”

1.	Who is THE BOSS?	Works in the Vineyard	Matthew 20:1-16
2.	What’s my Responsibility?	Parable of the talents	Matthew 25:14-30
3.	What’s God’s responsibility	God fights Gideon’s battle	Judges 7:1-25
4.	Working for tyrants	Bricks and Straw	Exodus 5:1-21
5.	Worry is overwhelming	Moses under stress	Exodus 5:22 – 6:12
6.	Being content	Abram gives Lot a choice	Genesis 13:1-18

MEN – ISSUES MEN FACE

“There are some things I need to talk about, although it won’t be easy. I’m sure other guys fight the same battles. We just don’t tell each other. I think I’m ready to talk.”

1.	Opening up	A Pharisee and a tax collector	Luke 18:9-14
2.	Fatal attraction	David and Bathsheba	2 Samuel 11:1-27
3.	My dark side	Dirty dancing	Mark 6:14-29
4.	My doubts	I believe, help my unbelief	Mark 9:14-29
5.	Authority figures	King Saul fails badly	1 Samuel 13:1-15
6.	Spiritual responsibility (Eli)	A failure at home	1 Samuel 2:12-26

WOMEN

WOMEN – REAL BEAUTY			
<i>“It’s a constant battle! My hair, my shape and my clothes are never quite right. I know I don’t need to measure up to the glamorous stereotype, but where can I find a role model for real beauty?”</i>			
1.	I don’t measure up	Amazing affirmation	John 7:53-8:11
2.	Struggle to stay in shape	Leah and Rachel	Genesis 29:31-30:24
3.	Keeping up my image	Queen of Sheba	1 Kings 10:1-13
4.	Finding my own style	Stylish love	Luke 7:36-50
5.	Staying focused	Wealthy woman focused	2 Kings 4:8-37
6.	Achieving real beauty	Mary’s song	Luke 1:39-56

WOMEN – WHEN LIFE IS NOT A PARTY			
<i>“I never thought my life would be like this. I’ve had so many disappointments and unfulfilled expectations.”</i>			
1.	Where’s the romance?	Rachel and Leah	Genesis 29:1-30
2.	Grown up, and doing this?	Swallowing pride	Jonah 1:1-17
3.	Where’s my dream house?	The house built on rock	Matthew 7:24-29
4.	Where’s my dream family?	Rebekah tricks Isaac	Genesis 27:1-40
5.	Weren’t we best friends?	Hagar’s favor turns sour	Genesis 16:1-16
6.	No more goodbyes!	Mary must say goodbye	John 20:1-18

WOMEN – BEING A GODLY WOMAN			
<i>“What does God want me to be like? How can I apply what the Bible says about women to real life today?”</i>			
1.	Seeking God’s truth	Queen of Sheba	1 Kings 10:1-13
2.	Using my gifts	Priscilla	Acts 18:1-4,18-28
3.	Caring for others	Shunammite woman	2 Kings 4:8-37
4.	Being bold, yet wise	Esther	Esther 4:6-17; 7:1-10
5.	Trusting God in the unknown	Ruth	Ruth 1:1-22
6.	Giving God the glory	Mary, mother of Jesus	Luke 1:39-56

WOMEN – COPING WITH CHANGE			
<i>“My head is spinning. Last year we moved. I went back to work. My youngest child is starting school.”</i>			
1.	My changing relationships	Ruth chooses a new family	Ruth 1:1-22
2.	My changing home	Abram and Sarai on the move	Genesis 11:27-12:9
3.	My changing career	First disciples called	Luke 5:1-11
4.	My changing children	Mary’s changing child	Luke 2:41-52
5.	My changing age	Sarah receives a promise	Genesis 18:1-15
6.	My changing spiritual life	Woman gets “living water”	John 4:7-30

WOMEN – HOLDING YOUR OWN

“I feel like I’m giving and always giving in. I want to be a giving person, but I have needs too.”

1.	Empathy vs. obsession	Jesus mourns with friends	John 11:1-44
2.	Servanthood vs. setting limits	Mary chooses not to serve	Luke 10:38-42
3.	Caring for myself	Accepting help from others	Exodus 18:1-27
4.	Speaking up	Esther speaks for her people	Esther 4:6-17; 7:1-10
5.	A strong woman	Deborah guides Israel	Judges 4:1-24
6.	At peace with myself	Jesus at peace in the temple	Luke 2:41-52

WOMEN – ISSUES WOMEN FACE

“I wish I could talk to other women about some things I can’t escape. Like questions and feelings about career vs. family. About roles at home and in the community. And issues that require trust to even bring up.”

1.	To work or not to work outside the home	Lydia the businesswoman	Acts 16:11-15
2.	What about submission?	One flesh	Genesis 2:4-25
3.	My role in the community	Priscilla’s gift	Acts 18:1-4, 18-28
4.	Can I love too much?	Learning not to do it all	Exodus 18:1-27
5.	Why didn’t God help?	Amnon rapes Tamar	2 Samuel 13:1-22
6.	Recovering from abuse	Jesus heals a bleeding woman	Mark 5:24-34

SINGLES

SINGLES – LOVE AND LONELINESS

“I often go for days without a hug or meaningful conversation. Sometimes singleness is like being a social leper. How can I deal with this isolation?”

1.	I don’t fit in anywhere	Elijah in the wilderness	1 Kings 19:1-18
2.	My need for a loving touch	A touching act	Luke 7:36-50
3.	My need for communication	Early connections	Acts 2:42-47
4.	My need for companionship	God provides a companion	Genesis 2:4-25
5.	Busyness vs. loneliness	Jesus’ life of balance	Mark 1:29-39
6.	Making the most of my life	Lydia: a servant open to God	Acts 16:11-15

SINGLES – PRESSURES

“Panic attack... dirty laundry. Leaking plumbing. Broken car. Checkbook a disaster. Health problems.”

1.	Making my own living	Widow become salesperson	2 Kings 4:1-7
2.	Coping with crisis	Joseph stands under pressure	Genesis 39:1-23
3.	Dealing with my health	Jesus heals a long sickness	John 5:1-15
4.	Managing my finances	Making the most of what I have	Matthew 25:14-30
5.	Dealing with family issues	God supports Hagar	Genesis 21:1-21
6.	Handling my emotions	Paul’s vision brings comfort	Acts 18:5-17

SINGLES – BEING A COMPLETE PERSON

“Jesus was single. Is it possible God wants me to remain single for life? How can he call singleness a ‘gift’?”

1.	Did Jesus ever feel lonely?	Alone in the wilderness	Matthew 3:13-4:11
2.	The “gift” of singleness	A high calling	1 Corinthians 7:25-35
3.	Am I called to be single?	Each has his own gift	1 Corinthians 7:36-40
4.	How can I best serve?	The greatest servant	Mark 10:35-45
5.	How should I pray?	Jesus prays for God’s will	Mark 14:32-42
6.	A whole in one	“I can do everything”	Philippians 4:10-23

SINGLES – HOW TO FIND A PARTNER

“Internet dating is awkward... but the church scene isn’t much better. I’m about ready to give up on a real relationship and forget the whole dating game.”

1.	Where should I look?	Isaac looks for love	Genesis 24:1-29,50-67
2.	Staying disciplined	Samson loses control	Judges 14:1-20
3.	Finding the right fit	Priscilla and Aquila	Acts 18:1-4,18-28
4.	Making myself “right”	Solomon desires God’s best	1 Kings 3:1-28
5.	What about my fears?	Gideon overcomes his fears	Judges 6:1-40
6.	When God says “wait”	Jacob and Rachel wait	Genesis 29:1-30

SINGLES – SEXUALITY

“The whole world tells me to do it. God gave me these desires. What does He expect me to do with them?”

1.	Are my desires normal?	David is tempted	2 Samuel 11:1-27
2.	What are God’s standards?	Nathan rebukes David	2 Samuel 12:1-14
3.	Isn’t sex an act of love?	“Love” takes over Samson	Judges 16:1-22
4.	How long can I wait?	Jacob puts in his time	Genesis 29:1-30
5.	What if I’ve made mistakes?	Jesus forgives a prostitute	Luke 7:36-50
6.	Dealing with my frustrations	A greater power for Elisha	2 Kings 6:8-23

SINGLES – ISSUES SINGLES FACE

“What kinds of friends do I look for? How do I keep from being burned again? Should I live in community or alone? Should I go back to school or volunteer overseas? What does God want me to do?”

1.	Whom to pick for friends	David’s friendship of character	1 Samuel 20:1-42
2.	When to risk with others	Seventy-seven times	Matthew 18:21-35
3.	Where to live	Israel’s cloud of guidance	Numbers 9:15-10:36
4.	How to spend my life	The Good Samaritan	Luke 10:25-37
5.	Where to use my talents	David in Saul’s service	1 Samuel 16:14-23
6.	What about the future?	Noah waits on God	Genesis 8:1-22

MARRIAGE

MARRIAGE - GETTING ALONG AT HOME			
<i>"We don't have a bad relationship, but why isn't marriage more fun? I want to be my spouse's best friend – as well as lover. How can I do a better job of living with the one I married?"</i>			
1.	In good times and bad	Isaac and Rebekah; first love	Genesis 24:1-29,50-67
2.	Love, honor and cherish	Ruth and Boaz; mutual respect	Ruth 2:1-23
3.	Till death do us part	Jacob and Rachel; worth the wait	Genesis 29:1-30
4.	Serving one another	Foot washing: whose job is it?	John 13:1-17
5.	Friends	Adam and Eve; one flesh	Genesis 2:4-25
6.	And lovers	Celebrate the difference!	Song of Songs 6:13-8:4

MARRIAGE - BALANCING WORK AND HOME			
<i>"We both have so many demands for our time and energy. How can we give our best to our work without it coming at the expense of our family? I don't want to lose what we're supposed to be working for!"</i>			
1.	Teammates	Adam and Eve; one flesh	Genesis 2:4-25
2.	Roommates	Martha in the kitchen	Luke 10:38-42
3.	Work and stress	Workers in the vineyard	Matthew 20:1-16
4.	Stress management	Jesus deals with demands	Mark 1:29-39
5.	Serving each other	Foot washing	John 13:1-17
6.	Faithful and fulfilled	Priscilla and Aquila work together	Acts 18:1-4,18-28

MARRIAGE - COMMUNICATION CONFLICT			
<i>"Whether it's how to guard an evening or how to spend our income – we have a different point of view."</i>			
1.	Power of commitment	Joseph marries Mary	Matthew 1:18-25
2.	Power of words	David and Michal: cutting words	2 Samuel 6:1-23
3.	Acting on impulse	Abram, Sarai and Hagar	Genesis 16:1-23
4.	Dealing with conflict	Abram, Sarai disagree	Genesis 21:1-21
5.	Pulling apart	Adam and Eve blame each other	Genesis 3:1-24
6.	Pulling together	Mutual respect	Ephesians 5:22-6:9

MARRIAGE - INTIMACY			
<i>"The world exalts sex as the ultimate high. But we both have different needs."</i>			
1.	God's gift	Delighting in love	Song of Songs 1:1-14
2.	Sharing yourself	Wooing words	Song of Songs 1:15-2:15
3.	The rhythm of romance	Absence grows love	Song of Songs 2:16-3:11
4.	Only you	Can't keep my eyes off you	Song of Songs 5:9-6:9
5.	Sensitive sex	Celebrate the difference!	Song of Songs 6:13-8:4
6.	Committed love	The power of love	Song of Songs 8:5-14

MARRIAGE - SPIRITUALLY SINGLE

“Since we’ve been married, my husband won’t come to church with me. I want our children to grow up with Christian teaching, but he doesn’t back me up. How can I please God and my husband?”

1.	Don’t give up	A household conversion	Acts 16:16-40
2.	God’s love and ours	Abraham pleads for Sodom	Genesis 18:16-33
3.	Putting things in God’s hands	Abraham’s greatest test	Genesis 22:1-19
4.	Who’s number one?	Take a warning from Solomon	1 Kings 10:23-11:13
5.	God is at work	Praying for Peter in prison	Acts 12:1-19
6.	Your spiritual family	Mary and John at the cross	John 19:16-27

MARRIAGE - MISCARRIAGE

“It tears me up to walk past the baby’s room. Now I wish we hadn’t gotten so excited and made so many plans. I’m dying inside, and I’ve got to talk to someone who has gone through this.”

1.	When life falls apart	Job’s life collapses	Job 1:1-22
2.	Shattered dreams	Elisha and a grieving woman	2 Kings 4:8-37
3.	Marital stress	Jacob and Rachel under stress	Genesis 29:31-30:24
4.	Releasing the pain	Hannah pours out her soul	1 Samuel 1:1-28
5.	God cares	Jesus weeps over death	John 11:1-44
6.	Life goes on	David pleads, then accepts	2 Samuel 12:15-25

PARENTING

PARENTING - HOW IT IS DONE

“I got into parenting before I was ready. Other people make it sound so easy. My mother just laughs. My grandmother says everything will be okay. But I’m trying to raise my kids without a map. Please help.”

1.	Preparation	Mary and Joseph become parents	Luke 2:1-20
2.	Dedication	Jesus presented in the temple	Luke 2:21-40
3.	Expectations	A mother’s high hopes	Matthew 20:20-28
4.	Confrontation	Eli’s failure to restore his sons	1 Samuel 3:1-21
5.	Consecration	Abraham’s greatest test	Genesis 22:1-19
6.	Celebration	Homecoming party	Luke 15:11-32

PARENTING - FAMILY TIME

“We want to create memories as a family. Will our kids remember their childhood in a way that feels good to them and honors God?”

1.	Proper priorities	God commands a day off	Exodus 16:1-35
2.	Time together	Supper time	John 13:1-17
3.	Family traditions	Passover: a family ritual	Exodus 12:1-30
4.	Family vacations	A “vacation” with 5,000 surprises	Mark 6:30-44
5.	Worshiping together	The fellowship of believers	Acts 2:42-47
6.	Lasting values	Stones of memorial	Joshua 3:14-4:24

PARENTING - STRONG-WILLED CHILDREN			
<i>"My daughter always wants to paint outside the lines. She is really a good kid, and I love her a lot, but I don't know what to do. How do you raise a child who was born with a strong will?"</i>			
1.	Where are my instructions?	Jesus was a strong-willed child	Luke 2:41-52
2.	Born to be wild	The devil made me do it	Genesis 3:1-24
3.	Necessary discipline	Eli: a parent who failed	1 Samuel 3:1-21
4.	Dealing with anger	Moses faces his critics	Numbers 11:4-34
5.	When the kids drive you crazy	Little Jacob grabs for power	Genesis 25:19-34
6.	Happy endings	Jacob's strength comes through "attitude"	Genesis 32:22-32

PARENTING - ADOLESCENCE			
<i>"My teenager is about to drive me crazy. The music. Posters. Clothes. It's outrageous! We can't even talk about it without shouting. How can we make it through?"</i>			
1.	Stressful times	Trouble in the family	Luke 15:11-32
2.	Confusing times	When Jesus didn't come home	Luke 2:41-52
3.	Angry times	The golden calf	Exodus 32:1-35
4.	Decisions, decisions!	Samson's dating dilemma	Judges 14:1-20
5.	A parent's responsibility	Eli's failure to restrain his sons	1 Samuel 3:1-21
6.	Getting along	Joseph: a kid with an "attitude"	Genesis 37:1-11

PARENTING - CHALLENGING ISSUES, SPECIAL NEEDS			
<i>"God have me a very special child. Now, I need the wisdom to raise this child."</i>			
1.	Adopted children	Moses: an adopted child	Exodus 1:22-2:25
2.	Children of divorce	Ishmael: rejected and dejected	Genesis 21:1-21
3.	Single-parent children	Double blessing for a single parent	1 Kings 17:1-24
4.	Children with disabilities	Why was he born blind?	John 9:1-34
5.	Gifted children	Jesus perplexes his parents	Luke 2:41-52
6.	Substitute parents	Esther: raised by a relative	Esther 2:1-18

PARENTING - PARENTS IN PAIN			
<i>"Where did we go wrong? I never dreamed our son would make the choices he has."</i>			
1.	Sharing your story	Prodigal: a parable of pain	Luke 15:11-32
2.	Coping with grief	Eli and his wayward sons	1 Samuel 2:12-26
3.	Dealing with disappointment	Chaos in David's family	2 Samuel 13:23-39
4.	Knowing how to relate	David longs for Absalom	2 Samuel 14:1-33
5.	Feeling their pain	Peter disowns Jesus	Luke 22:54-62
6.	Believing in miracles	Jesus forgives Peter	John 21:1-25

YOUTH

YOUTH - DISCOVERING MY REAL IDENTITY

"I know I'm good at some things and not so good at others. I don't want to be weird, but I do want to be myself. What makes me unique? How can I be all that I was meant to be?"

1.	Being Real	A Pharisee and a tax collector	Luke 18:9-14
2.	My uniqueness	Zacchaeus	Luke 19:1-10
3.	My personality	Mary and Martha	Luke 10:38-42
4.	My abilities	Using your 'talents'	Matthew 25:14-30
5.	Strengths and weaknesses	Gideon's fears	Judges 6:1-40
6.	God's call	Following Jesus	Luke 5:1-11

YOUTH - FINDING FRIENDS AND FITTING IN

"I always feel out of place. It's so hard to fit in. I don't want to come off like I'm either shy or obnoxious."

1.	Acceptance	Paul's struggle for acceptance	Acts 9:20-31
2.	Fitting in	"The Lord looks at the heart"	1 Samuel 16:1-13
3.	Being myself	David can't use Saul's armor	1 Samuel 17:12-50
4.	Feeling secure	David and Jonathan – Part 1	1 Samuel 18:1-30
5.	Getting close	David and Jonathan – Part 2	1 Samuel 20:1-42
6.	True friends	Four friends who cared	Mark 2:1-12

YOUTH - WHAT DO I BELIEVE?

"I've done the church thing. It's easy to let all that teaching go in one ear and out the other."

1.	God the Father	Almighty Maker of Heaven and earth	Genesis 1:1-2:3
2.	Jesus Christ	An angel visits Mary	Luke 1:26-38
3.	Holy Spirit	The Spirit shakes things up	Acts 4:1-31
4.	Christian church	The cost in "being there"	Acts 4:32-37
5.	Forgiveness of sins	Jesus: my substitute	Mark 15:1-15
6.	Resurrection and life	A new day dawns	Matthew 28:1-20

YOUTH - SURVIVING DAY TO DAY

"I have to buy my own clothes. Beg people for a ride. Make a C average in school just to stay on the team."

1.	Stressed out	Facing storms	Mark 4:35-41
2.	Daily grind	Slaving away in Egypt	Exodus 5:1-21
3.	Making the grade	Parable of the talents	Matthew 25:14-30
4.	Feeling alone	Jesus in Gethsemane	Mark 14:32-42
5.	Dealing with disappointment	Jesus is betrayed and arrested	Matthew 26:47-56
6.	Facing failure	Peter disowns Jesus	Luke 22:54-62

YOUTH - GETTING ALONG WITH PARENTS

“In my parents’ eyes, I can’t do anything right. I don’t look right, act right, study right, spend money right or pick friends right. As long as I’m still at home, will I always be wrong?”

1.	Parental requests	Jesus and His mom at a wedding	John 2:1-11
2.	Parental expectations	A mother’s dream	Matthew 20:20-28
3.	Family tension	When Jesus didn’t come home	Luke 2:41-52
4.	Dealing with frustrations	Jesus and His family	Mark 3:20-35
5.	Arguing over relationships	Samson and his women	Judges 14:1-20
6.	Making things right	A son returns home	Luke 15:11-32

YOUTH - HOT ISSUES FOR YOUTH

“My friend is pregnant. Another is talking about suicide. What do I do? School is a jungle. People get beat up.”

1.	Life in the jungle	Jesus is tempted	Matthew 3:13-4:11
2.	Loose morals	David and Bathsheba	2 Samuel 11:1-27
3.	Hidden secrets	David, you are the man!	2 Samuel 12:1-14
4.	Don’t get used	Dirty dancing	Mark 6:14-29
5.	Just say no	Daniel stays “clean”	Daniel 1:1-21
6.	Take a stand	Daniel in the lion’s den	Daniel 6:1-24

WORKPLACE

WORKPLACE - RELATIONSHIPS AT WORK

“I don’t know which is worse – working under someone or supervising others.”

1.	Life with my co-workers	Who is greatest?	Mark 10:35-45
2.	Life with my boss	David spares Saul	1 Samuel 24:1-22
3.	Life as a supervisor	Boaz lets Ruth glean	Ruth 2:1-23
4.	Life with my competitors	Elisha deals in strength and grace	2 Kings 6:8-23
5.	Letting God be the boss	Gideon takes orders from God	Judges 7:1-25
6.	Letting the Spirit guide me	Paul follows the Lord’s lead	Acts 18:5-17

WORKPLACE - TOO MUCH STRESS

“The stress I’m under every day is incredible. Deadlines, projects, personnel – plus home and family.”

1.	Stress from my work	Calm for the storm	Mark 4:35-41
2.	Stress on the job	Sexual harassment	Genesis 39:1-23
3.	Stress in a secular world	Abraham pleads for Sodom	Genesis 18:16-33
4.	Stress from a changing world	Tower of Babel	Genesis 11:1-9
5.	Balancing work and rest	Jesus feeds 5,000	Mark 6:30-44
6.	Keeping stress under control	Moses gets a grip	Exodus 17:1-16

WORKPLACE - BUSINESS ETHICS

“It sounds easy to succeed in the business world, but how many ‘shortcuts’ am I prepared to make?”

1.	Life of integrity	Job loses it all	Job 1:1-22
2.	Lack of integrity	Ananias and Sapphira	Acts 5:1-11
3.	Values of integrity	Rich fool faces regret	Luke 12:13-21
4.	Integrity and conscience	Parable of the shrewd manager	Luke 16:1-15
5.	Integrity and authority	Paying taxes to Caesar	Mark 12:13-17
6.	Rewards of integrity	Job receives just reward	Job 42:7-17

WORKPLACE - FINDING THE RIGHT JOB

“For years I felt like I was in over my head. Then I didn’t even have a job for a while.”

1.	Overqualified	Jesus takes a job beneath him	John 13:1-17
2.	Over my head	Moses asked to do too much	Exodus 18:1-27
3.	Laid off	Joseph loses his job	Genesis 37:12-36
4.	Unemployed	Moses called in the desert	Exodus 3:1-22
5.	Unfulfilled	Bored as a brick maker	Exodus 5:1-21
6.	Finding my passion	Paul’s passion revealed	Acts 16:1-32

WORKPLACE - BORED AND BURNED OUT

“My job is like a broken record. The same thing over and over. By 10 a.m. I’m already tired.”

1.	Why work?	A bedridden paralytic	John 5:1-15
2.	Why am I here?	Philip does productive networking	Acts 8:26-40
3.	Where am I heading?	Abram’s call to move out	Genesis 11:27-12:9
4.	How can God use me?	Peter’s windfall	Luke 5:1-11
5.	How’s my attitude?	Trouble on the horizon	Jonah 1:1-17
6.	To stay or to go?	Gideon seeks God’s guidance	Judges 6:1-40

WORKPLACE - ENTREPRENEURS

“I was excited to start my own business, but now I’m not sure. Rather than working when I want to, I’m working all the time. It’s a huge investment. Will my dream become a nightmare?”

1.	Following my dream	Jacob leaves Laban	Genesis 31:1-21
2.	Risking my reputation	Laban pursues Jacob	Genesis 31:22-55
3.	Paying the price	Jacob’s financial and emotional toll	Genesis 32:1-21
4.	Forfeiting my stability	Jacob wrestles with God	Genesis 32:22-32
5.	Putting in my time	Jacob’s slow going	Genesis 33:1-20
6.	Measuring my success	Jacob returns to Bethel	Genesis 35:1-15

SPECIAL NEEDS

SPECIAL NEEDS - SELF=ESTEEM			
<i>“No matter what others do to show their love for me, I just can’t seem to accept it. People say that since God created me, I’m special. I want to believe that, but I’m having a hard time feeling it.”</i>			
1.	By design	Created in His image	Genesis 1:1-2:3
2.	Accepted by God	Jesus and Zacchaeus	Luke 19:1-10
3.	Chosen by God	David chosen for his “heart”	1 Samuel 16:1-13
4.	Healthy humility	A Pharisee and a tax collector	Luke 18:9-14
5.	Gifted and endowed	God empowers Moses	Exodus 4:1-17
6.	Making a contribution	The widow’s offering	Mark 12:41-44

SPECIAL NEEDS - FINANCIAL STRESS			
<i>“My house isn’t paid for. And I’ve got all these other loans to pay off. And now these credit card bills. How did I get myself into this mess? I could ask a relative for a loan, but I would rather die than admit I’ve blown it. What do I do?”</i>			
1.	Hard times	Hitting bottom	Luke 15:11-32
2.	Facing the stress	Jesus faces pressure	Luke 4:14-30
3.	Taking responsibility	Parable of the talents	Matthew 25:14-30
4.	Tough decisions	Parable of the shrewd manager	Luke 16:1-15
5.	Mutual aid	Believers share their possessions	Acts 4:32-37
6.	In God we trust	The widow’s oil	2 Kings 4:1-7

SPECIAL NEEDS - LIVING WITH PAIN			
<i>“I feel like I’m dragging a ball and chain round with me.”</i>			
1.	Where is God when I hurt?	The pool paralytic	John 5:1-15
2.	Pain and blame	Why was he born blind?	John 9:1-34
3.	Pain and shame	Jesus heals an “unclean” woman	Mark 5:24-34
4.	Pain and comfort	Four friends who cared	Mark 2:1-12
5.	Pain and perspective	The suffering of Job	Job 2:1-10
6.	Pain and persistence	Parable of the persistent widow	Luke 18:1-8

SPECIAL NEEDS - CAREGIVERS			
<i>“I want to help any way I can, but their constant demands are so draining on me.”</i>			
1.	Taking a break	Manna and the Sabbath	Exodus 16:1-35
2.	Dealing with demands	Moses gets weary	Exodus 17:1-16
3.	Sharing the load	Moses decides to delegate	Exodus 18:1-27
4.	Setting limits	Mary chooses what’s better	Luke 10:38-42
5.	Surviving the stress	Jesus withdraws to pray	Mark 1:29-39
6.	Heeding the call	The sheep and the goats	Matthew 25:31-46

SPECIAL NEEDS - EMPTY NESTERS – WHEN THE KIDS ARE GONE

“I guess I wasn’t prepared for the kids being gone. It’s like part of my identity went with them. I feel like it’s halftime and a whole new strategy needs to be made for the second half of life.”

1.	Tough times	Naomi: a bitter empty nester	Ruth 1:1-22
2.	New perspective	Naomi gets a grandson	Ruth 4:1-22
3.	Looking ahead	Parable of the rich fool	Luke 12:13-21
4.	Hearing God	The call of Abram	Genesis 11:27-12:9
5.	Investing yourself	Moses and the burning bush	Exodus 3:1-22
6.	Taking risks	Peter steps out of the boat	Matthew 14:22-33

SPECIAL NEEDS - GROWING OLDER

“Others may say I’m too old, but I want to feel like the best is yet to come! How can I look back with gratitude, and look ahead by passing on to someone else what I’ve learned?”

1.	Faith journey	The call of Abram	Genesis 11:27-12:9
2.	Never too old	Noah builds a boat	Genesis 6:5-7:12
3.	The power of blessing	Simeon and Anna bless Jesus	Luke 2:21-40
4.	Leaving a legacy	Moses commissions Joshua	Numbers 27:12-23
5.	Looking back	Remembering God’s faithfulness	Joshua 23:1-16
6.	Looking ahead	Jesus raises Lazarus	John 11:1-44

RECOVERY

RECOVERY - HEALTHY HABITS

“I’ve read so many books. I’ve tried so many diets and exercise plans. They either don’t work, or I don’t stick with them. I hate what I’ve become, and I can’t stand to look at myself in the mirror. What do I do? I feel like giving up.”

1.	Frustrations	The disciples in Gethsemane	Mark 14:32-42
2.	Healthy habits	Daniel’s discipline	Daniel 1:1-21
3.	Living in balance	Enough manna for each day	Exodus 16:1-35
4.	A matter of control	Israelites crave other food	Numbers 11:4-34
5.	Don’t give up	Children of Israel turn back	Numbers 13:26-14:45
6.	Consistent and persistent	The walls of Jericho	Joshua 5:13-6:21

RECOVERY - HEALING BROKEN RELATIONSHIPS

“My family and I have hurt each other in the past. That’s why I turned my back on them. But time is running out and, in my heart, I want to try to make things right. But I’m afraid and need some help.”

1.	I have a dream	Parable of the Prodigal Son	Luke 15:11-32
2.	Heart’s desire	Longing for reconciliation	2 Samuel 14:1-33
3.	Called to reconcile	The unmerciful servant	Matthew 18:21-35
4.	Taking the initiative	Joseph reaches out	Genesis 45:1-28
5.	Anxious anticipation	Jacob prepares to meet Esau	Genesis 32:1-21
6.	Homecoming	Jacob and Esau reunited	Genesis 33:1-20

RECOVERY - PICKING UP AFTER DIVORCE

“The divorce is final, but I still feel numb. On the outside, things haven’t changed that much.”

1.	The death of a dream	Naomi: empty and bitter	Ruth 1:1-22
2.	Dealing with anger	Cain and Abel	Genesis 4:1-26
3.	Taking the high road	The unmerciful servant	Matthew 18:21-35
4.	Lost identity	Jesus heals an “unclean” woman	Mark 5:24-34
5.	God cares	Elijah and a single mother	1 Kings 17:1-24
6.	Hope for healing	On the road to Emmaus	Luke 24:13-35

RECOVERY – GRIEF AND LOSS

“Since he died, I’ve felt like half of me died too. Why did he die and leave me so alone? I keep waking up in the night, thinking he’s there. What stages do I have to go through to get some relief?”

1.	Denial	Elisha and a woman in denial	2 Kings 4:8-37
2.	Anger	Naomi: empty and bitter	Ruth 1:1-22
3.	Bargaining	David “bargains” with God	2 Samuel 12:15-25
4.	Depression	Jacob mourns for Joseph	Genesis 37:12-36
5.	Acceptance	The suffering of Job	Job 2:1-10
6.	Hope	Jesus raise Lazarus	John 11:1-44

RECOVERY - ABUSE

“The hardest thing I ever did was share my darkest secret. Now that I’ve dared to open up the wound, what can I do to heal the pain? I know I’m not alone, but who can help me through this?”

1.	Expressing emotion	Tamar raped by her half brother	2 Samuel 13:1-22
2.	No more shame	Jesus heals an “unclean” woman	Mark 5:24-34
3.	Matters of the heart	The unmerciful servant	Matthew 18:21-35
4.	You’re not alone	God speaks to Elijah	1 Kings 19:1-18
5.	Walking in love	David spares Saul	1 Samuel 24:1-22
6.	Hope for healing	On the road to Emmaus	Luke 24:13-35

RECOVERY - 12 STEPS

“I’m hooked, and this thing is stronger than I am. I know I need a ‘Higher Power’; I need to know who that ‘Higher’ One is.”

1.	Going beyond denial	A Pharisee and a tax collector	Luke 18:9-14
2.	Naming the higher power	Elijah and the prophets of Baal	1 Kings 18:16-40
3.	Coming to God	A possessed man set free	Luke 8:26-39
4.	Confession	Josiah’s reform	2 Kings 23:1-25
5.	Making amends	Zacchaeus makes things right	Luke 19:1-10
6.	An addiction-free life	Lifestyle crossing the Red Sea	Exodus 14:5-31